

The Great Seal of the State of Idaho is a circular emblem. The outer ring contains the text "GREAT SEAL OF THE STATE OF IDAHO" in a gold border. Inside the ring, the central scene depicts a woman in a white gown holding a torch, a man in a yellow shirt and hat holding a rifle, and a large moose standing in a landscape with mountains and a river. A banner above the moose reads "ESTO PERPETUA". At the bottom, a small star is visible.

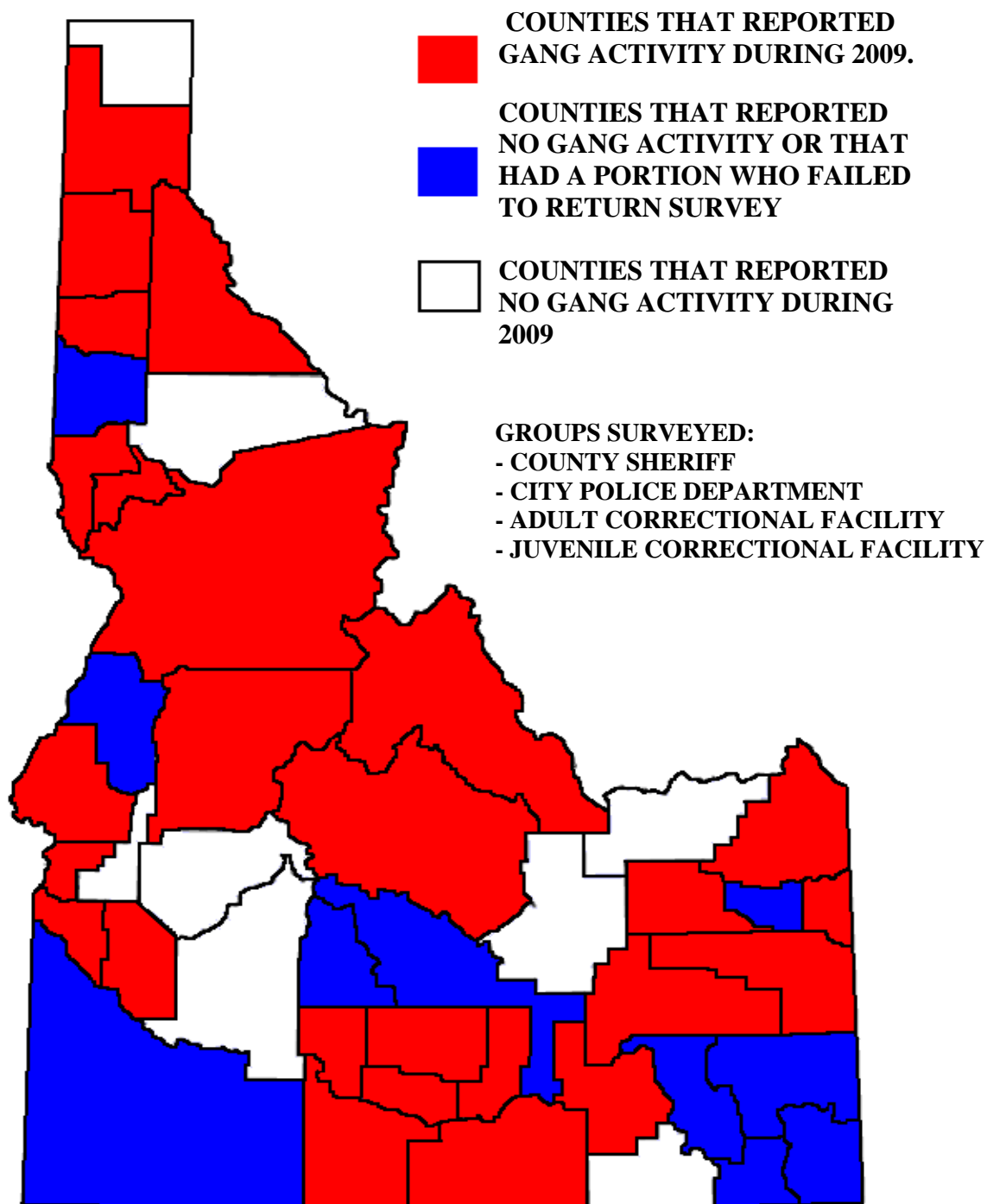


Table of Contents

Survey Analysis Overview	1
Part A – 2010 Gang Survey for 2009 activity sent to County Sheriff and City Police departments	4-27
Part B – 2010 Gang Survey for 2009 activity sent to Adult and Juvenile Correctional Facilities	29-51
Appendices	
Appendix A: Bibliography	52
Appendix B: Law Enforcement Agencies contacted	53-55
Appendix C: Glossary.....	56-57
Appendix D: A copy of 2010 Idaho Gang Survey (County Sherriff and City Police)	59-67
Appendix E: A copy of 2010 Idaho Gang Survey (Adult and Juvenile Correctional Facilities)	69-78

Survey Analysis Overview

Law Enforcement as well as communities of Idaho need to know about gang activity in their state. For too long, people have thought of gangs as the problem of bigger cities. Many times Idaho community members see gang members that display gang colors and say, “they are just wannabes.” Many of these so-called “wannabes” are becoming increasingly violent and recruit new members daily.

This 2010 Idaho Gang survey is the second one conducted by the Idaho Criminal Justice Commission. The answers to the two surveys should obtain the facts about the State of Idaho’s gangs and gang activities.

The 2010 Survey was divided into two surveys. The first survey was sent to county sheriff departments and all city police departments and asked 19 questions. The second survey was sent to adult correctional facilities and juvenile detention centers and asked 21 questions. The survey asked some questions differently. These can be found in appendices D and E.

The original purpose of the Idaho Criminal Justice Commission survey has remained unchanged: to furnish policy makers and the general public with a better understanding of the environment in which today’s gangs operate.

Though this survey had questions pertaining to the identity of individual gangs, that information was not included in this report.

The information within this report provides members of the general public and policy makers with a clear picture about what the gang problem is within the State of Idaho. This awareness can facilitate the support of the communities to implement positive change in the design and implementation of laws and policies related to the causes, symptoms, and presence of gangs in Idaho communities.

This survey was prepared and analyzed by Michael Miller.

mimiller@idoc.idaho.gov

(208) 461-1111

For more information contact:

Tim Higgins

thiggins@idoc.idaho.gov

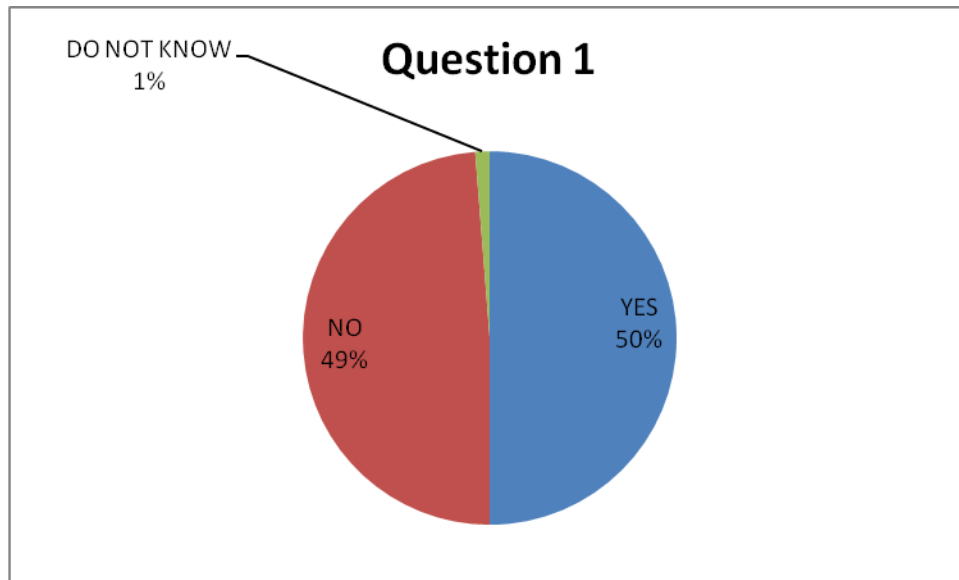
(208) 658-2126

PART A

The following is the 2010 Gang Survey for 2009 activity, Part A, sent to County Sheriff and City Police Departments. The following are 19 questions and the Departments' responses.

Question 1 - In 2009, were any gangs (as defined in the Survey Instructions) active in the city, town, or county served by your agency? *

(* See the Glossary in the appendix for the definition of gangs.)



Respondents' answers:

- A. 1% reported do not know on whether they had active gangs in their jurisdiction during 2009.
- B. 50% reported having active gangs in their jurisdiction during 2009.
- C. 49% reported having active gangs in their jurisdiction during 2009.

Additional information:

Any respondent who answered "No" to this question, no longer participated in the survey and returned their survey. However if the respondent answered "Yes" or "Do not know" they continued with the survey. There were 76 % of law enforcement agencies within the State of Idaho who responded back. This compares to 7% answering the survey conducted the previous

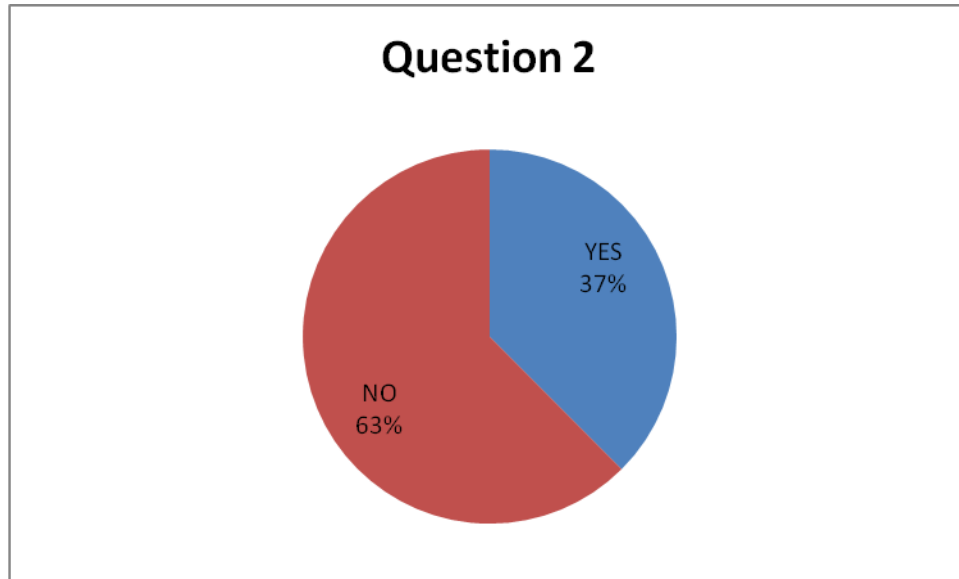
year. Of the 134 agencies that were contacted for this survey, 102 responded. Although a total of 1% answered “Do not know” to question one, one aberrant respondent that answered “Do not know” also reported 7 active gangs in their jurisdiction during the survey period.

The reasons given for a “No” answer, was that one agency only had one part time officer and they relied on the county agency to handle any situations such as gangs’, or they did not have anyone tasked with keeping track of whether there were gang members or gang activity present in their community.

Most agencies that could not define whether they had gang activity or not, had agencies within their patrol area or bordering their patrol area that stated there was gang activity.

Many agencies reported having gang members but no active gang-related crimes. They do not recognize that any crime committed by a gang member is gang related. On the other hand National Law Enforcement Agencies consider a gang member that commits a crime, whether sanctioned by the gang or not, as his or her means to move up within the gang or to promote their gang within the community.

Question 2 – Does your department or agency have a system in place for tracking gang-related crime?



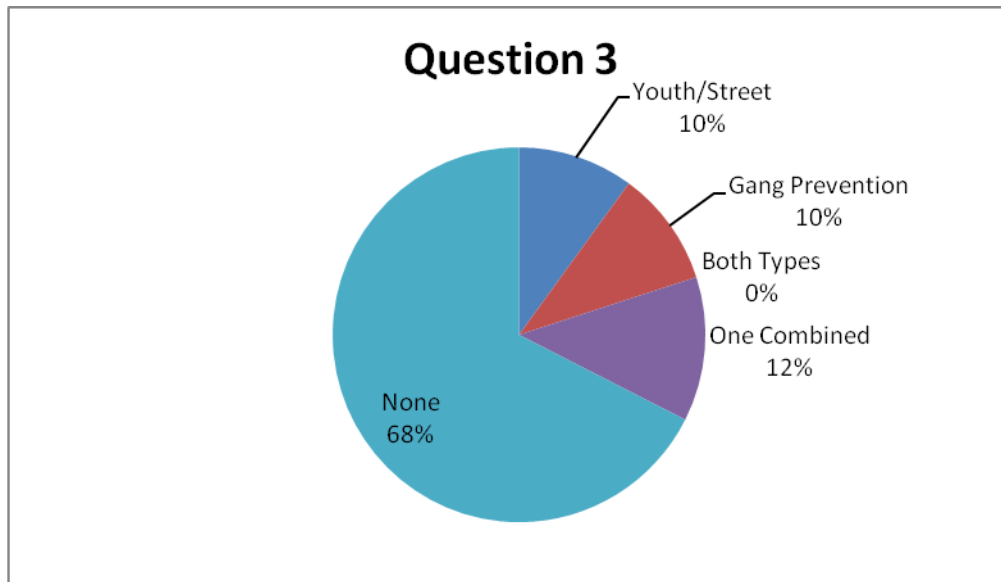
Respondents' answers:

- A. 37% reported having a system in place for tracking gang-related crime.
- B. 63% reported not having a system in place for tracking gang-related crime.

Additional information:

In one jurisdiction, there was no formal system in place but some of the officers in the department were keeping written notes on encounters with known and suspected gang members. Of those that reported having a system in place to track gang related crimes, 61% stated that their system was computerized and 33% said that it was not computerized. Only 26% of agencies with a computerized system in place, required officers to contribute data to the system. The average percentage for officers contributing data to a gang tracking system was 54.1%.

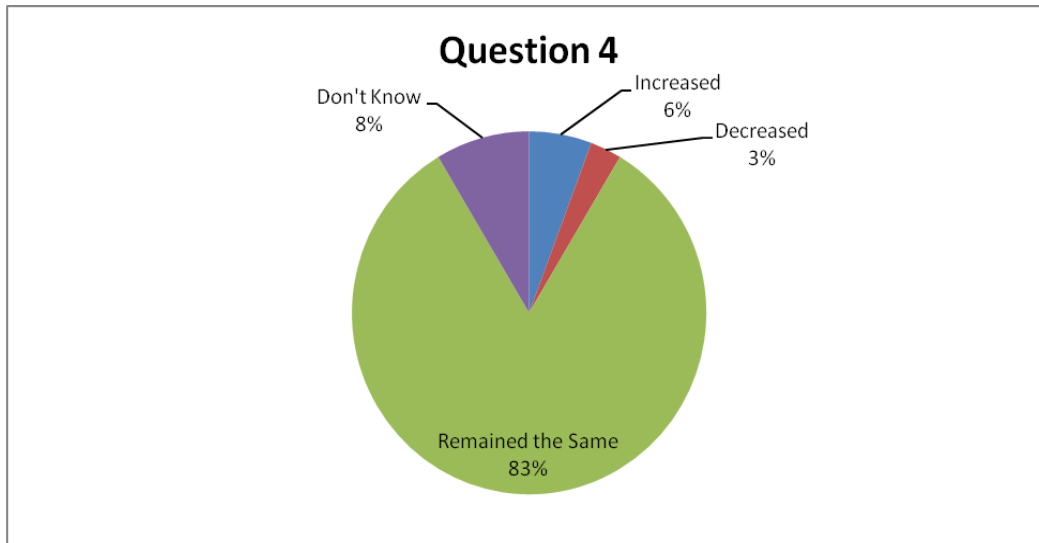
**Question 3 – Does your agency/facility have the following?
Youth/Street Gang Unit or Officer, Gang Prevention Unit or Officers, Both
Types, One Combined Type, None.**



Respondents' answers:

- A. 10% reported having youth/street gang unit or officers.
- B. 10% reported having gang prevention unit or officers.
- C. 0% reported having both types.
- D. 12% reported one combined.
- E. 68% reported not having any gang officers.

Question 4 – Has the number of officers in your gang unit increased or decreased over the past two years?



Respondents' answers:

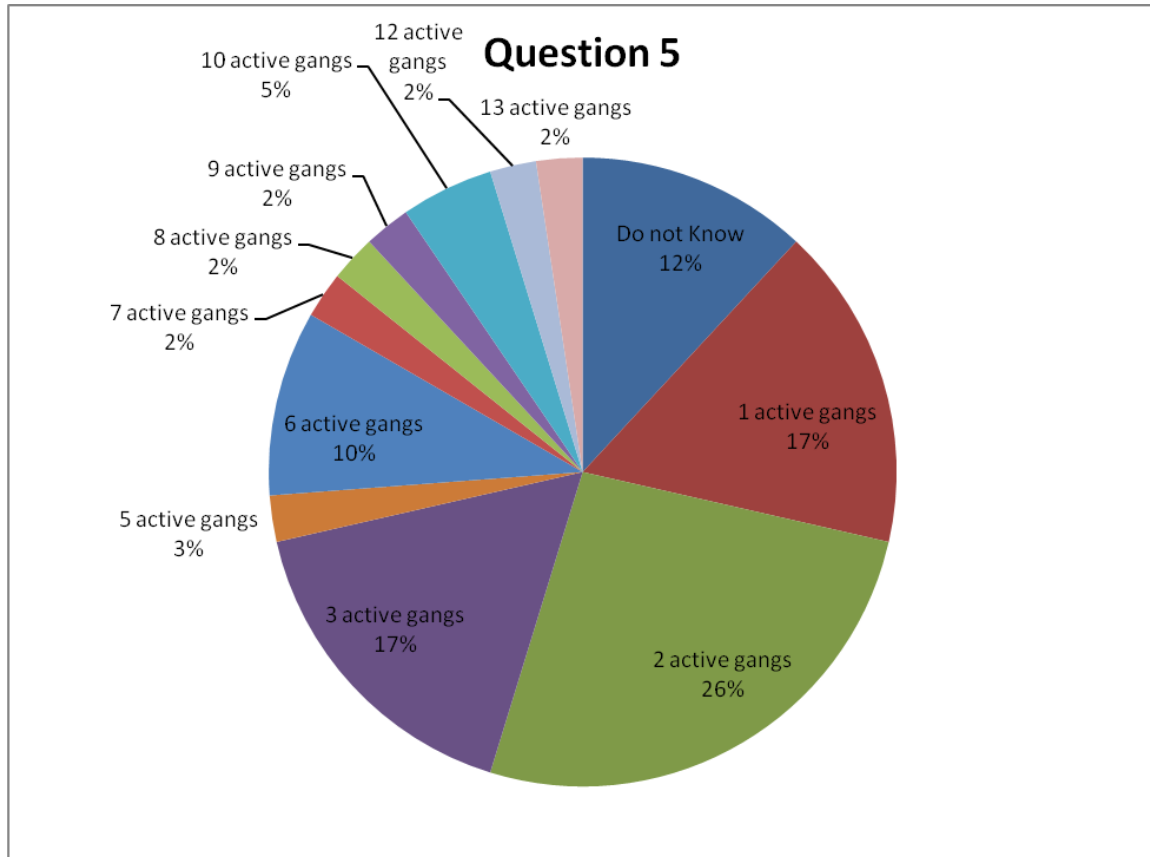
- A. 6% reported an increased number of officers in their gang unit over the past two years.
- B. 3% reported a decreased number of officers in their gang unit over the past two years.
- C. 83% reported the numbers of officers in their gang unit over the past two years remained the same.
- D. 8% reported "don't know" about whether the number of officers in their gang unit increased or decreased over the past two years.

Additional information:

Many agencies in the State of Idaho have scaled back many of their operations in the last few years due to reduced funding. The answers to question 4 measure the correlation between the number of officers ratio to the number of gang members. The answers help gauge how law enforcement is responding to the financial reductions and the gang presence in their area.

Most of the agencies who reported that their numbers stayed the same also reported that they did not have any officers involved in gang prevention or suppression.

Question 5 – How many gangs were active in your jurisdiction/facility during 2009?



Respondents; answers:

- A. 12% reported that they “do not know” how many gangs were active in their jurisdiction during 2009.
- B. 17% reported one active gang during 2009.
- C. 26% reported two active gangs during 2009.
- D. 17% reported three active gangs during 2009.
- E. 3% reported five active gangs during 2009.
- F. 10% reported six active gangs during 2009.
- G. 2% reported seven active gangs during 2009.

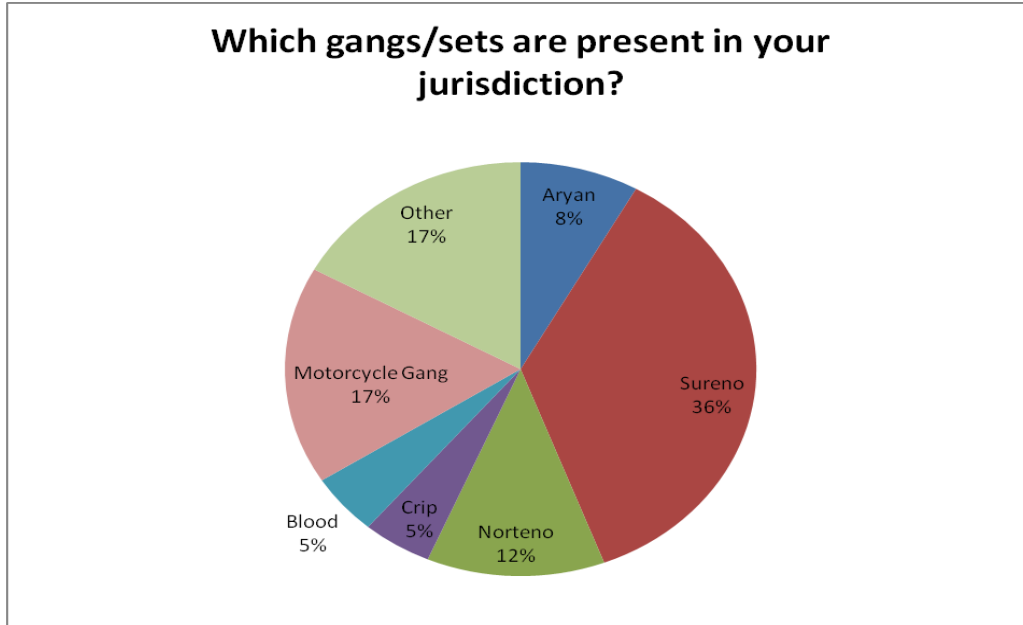
- H. 2% reported eight active gangs during 2009.
- I. 2% reported nine active gangs during 2009.
- J. 5% reported ten active gangs during 2009.
- K. 2% reported twelve active gangs during 2009.
- L. 2% reported thirteen active gangs during 2009.

Additional information:

The average number of gangs that any given law enforcement agency within the State of Idaho has to deal with at any given time is 3. Even though this number might seem low, it can become overpowering when you take into account that since 68% of law enforcement agencies in Idaho do not have an officer that is used for fighting gang activity, and the average number or reported members of any particular gang is 22.

QUESTION 6 – Which gangs/sets are present in your jurisdiction? How many members are in the gang? What is the percentage of male and female members? What is the approximate age of gang members? *

(* See definition of a gang or a set in the glossary.)



Respondents' answers:

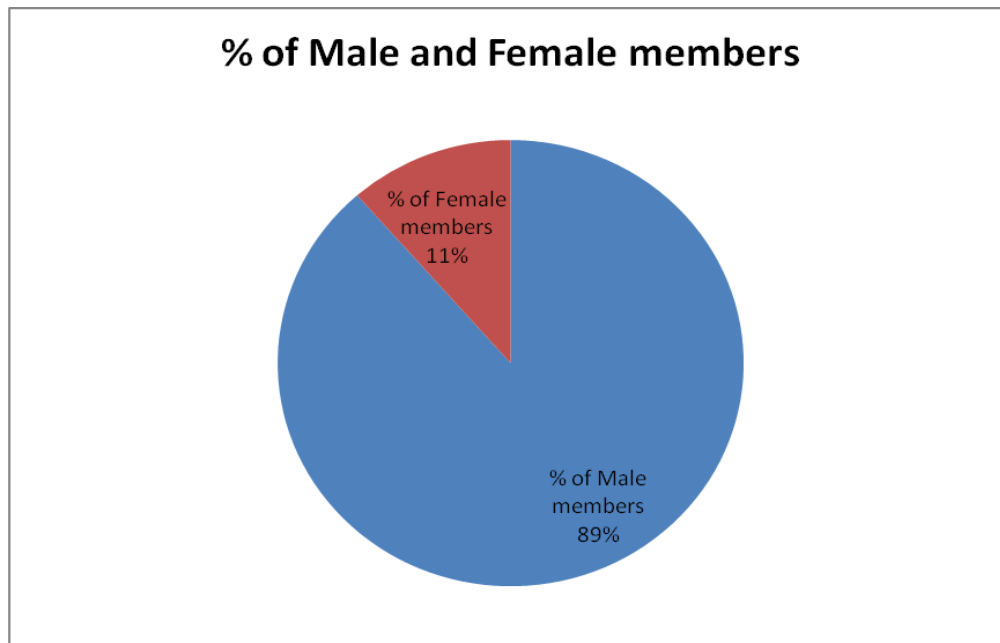
- A. 8% gang members in Idaho are affiliated with Aryan gangs.
- B. 36% gang members in Idaho are affiliated with Sureño gangs.
- C. 12% gang members in Idaho are affiliated with Norteño gangs.
- D. 5% gang members in Idaho are affiliated with Crip gangs.
- E. 5% gang members in Idaho are affiliated with Blood gangs.
- F. 17% gang members in Idaho are affiliated with Motorcycle Gangs.
- G. 17% gang members in Idaho are affiliated with “other” gangs than those listed.

Additional information:

Question six asks five questions and requires ten answers. Major gangs are Aryan, Sureño, Norteno, Crip, Blood, Folk Nation, People Nation, Motorcycle Gang, and Other. According to the results of the 2010 Idaho Gang Survey, the most active gang in Idaho is Sureño with 53

reported individual sets. The second most active gangs in Idaho are motorcycle gangs and “other” with 25 sets apiece.

Respondents reported that on average gangs had 22 members. There were 2408 reported gang members in the State of Idaho during 2009.

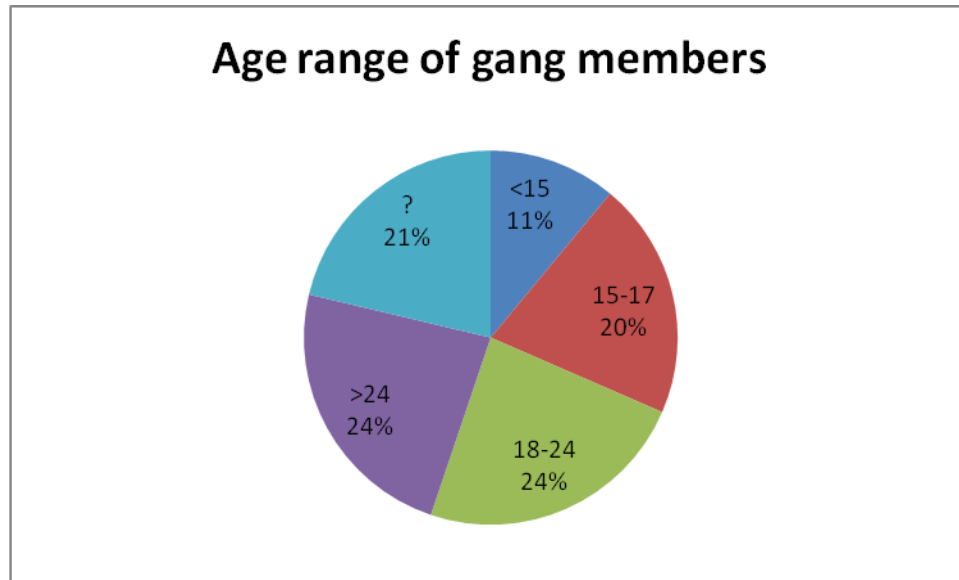


Respondents' answers:

- A. 89% of Idaho gang members are male.
- B. 11% of Idaho gang members are female.

Additional information:

Changes are occurring between the percent of male and female in gangs. In the past, most crimes were committed by men. Today gangs have more female members who will begin to commit more crimes proportionately.



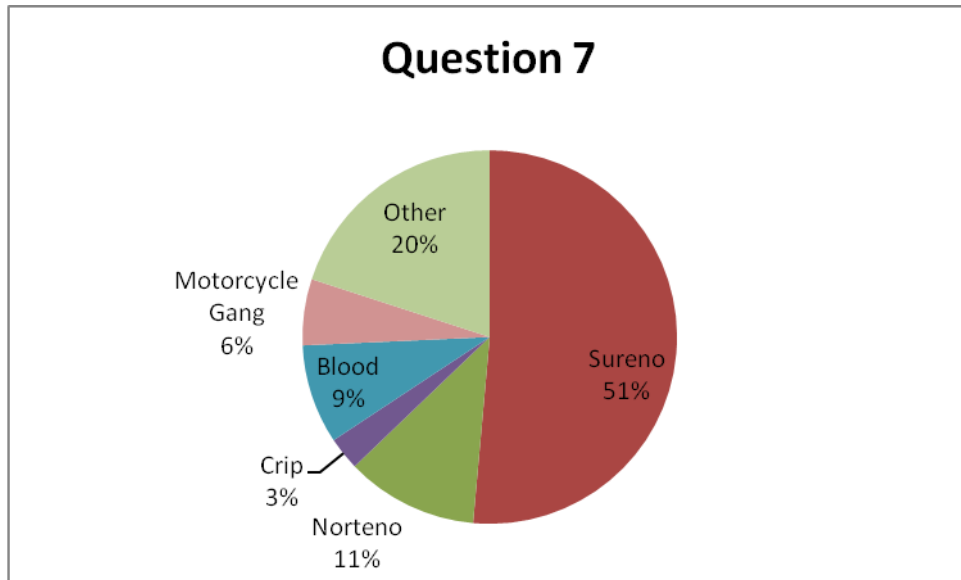
Respondents' answers:

- A. 11% of Idaho gang members are younger than fifteen years old.
- B. 20% of Idaho gang members are between the ages of fifteen and seventeen.
- C. 24% of Idaho gang members are between the ages of eighteen and twenty-four.
- D. 24% of Idaho gang members are older than twenty-four.
- E. 21% are unsure about the ages of Idaho gang members.

Additional information:

Percentage-wise, the most active age group for gangs is 18-24, with age ranges 15-17 and 24-plus falling close behind.

QUESTION 7 – Which gang is the most serious problem in your jurisdiction?



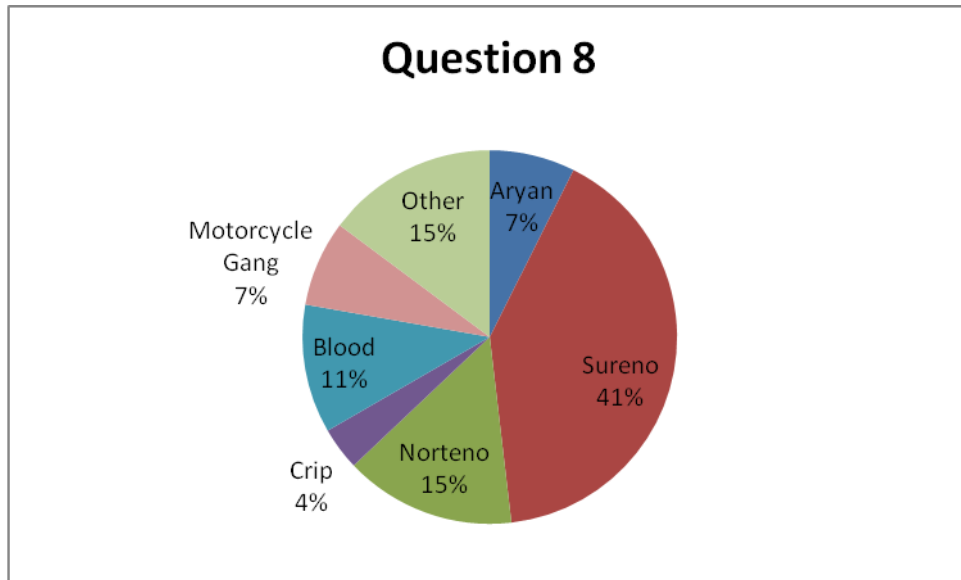
Respondents' answers:

- A. 51% reported Sureño as the most serious problem in their jurisdiction.
- B. 11% reported Norteño as the most serious problem in their jurisdiction.
- C. 3% reported Crip as the most serious problem in their jurisdiction.
- D. 9% reported Blood as the most serious problem in their jurisdiction.
- E. 6% reported Motorcycle Gangs as the most serious problem in their jurisdiction.
- F. 20% reported "other" as the most serious problem in their jurisdiction.

Additional information:

The Sureno gang posed the most serious problem in 51% of respondents' jurisdictions. The "other" gangs came as the second most serious problem for 20% of respondents. In some cases, agencies reported two gangs as their most serious problem.

QUESTION 8 – Which gang is most actively recruiting new members?



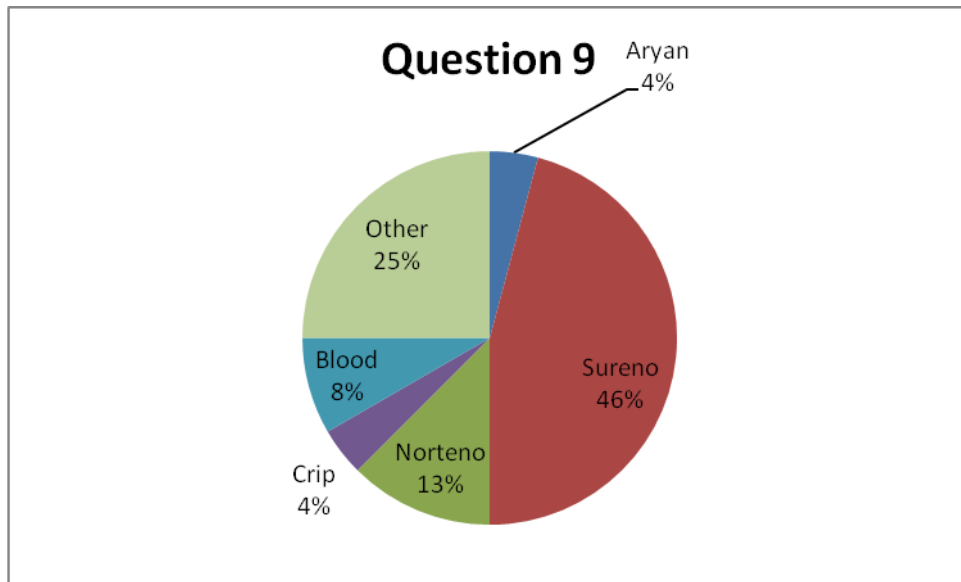
Respondents' answers:

- A. 7% reported Aryan as most actively recruiting new members
- B. 41% reported Sureño as most actively recruiting new members.
- C. 15% reported Norteño as most actively recruiting new members.
- D. 4% reported Crip as most actively recruiting new members.
- E. 11% reported Blood as most actively recruiting new members.
- F. 0% reported Folk Nation as most actively recruiting new members.
- G. 0% reported People Nation as most actively recruiting new members.
- H. 7% reported Motorcycle Gang as most actively recruiting new members.
- I. 15% reported "other" as most actively recruiting new members.

Additional information:

The Folk and People Nation gangs were not reported as active in the county and city agencies, but were active in correctional facilities.

QUESTION 9 – Which gang commits the most violent activity?



Respondents' answers:

- A. 4% reported that Idaho Aryan gangs committed the most violent activity.
- B. 46% reported that Idaho Sureño gangs committed the most violent activity.
- C. 13% reported that Idaho Norteño gangs committed the most violent activity.
- D. 4% reported that Idaho Crip gangs committed the most violent activity.
- E. 8% reported that Idaho Blood gangs committed the most violent activity.
- F. 25% reported that gangs "other" than those listed committed the most violent activity.

QUESTIONS 10 – What portion of the following offenses were “gang related” in your jurisdiction during 2009? *

	None (0%)	Few (1-25%)	Some (26-74%)	Most/All (75-100%)
Homicide	31	5	1	0
Aggravated Assault	24	15	9	0
Simple Assault	7	18	13	0
Aggravated Battery	15	18	4	0
Simple Battery	9	17	12	1
Robbery	25	8	5	0
Burglary/B&E	13	14	10	0
Motor Vehicle Theft	19	13	6	0
Larceny/Theft	12	16	10	0
Drug Sales	9	6	13	12
Gun Crimes	15	14	7	2
Prostitution	30	8	0	0
Identity Theft	28	8	2	0
Graffiti	5	9	12	14

(* Percentages do not total 100% due to the nature of the question.)

Respondents' answers:

- A. 16% of homicide in Idaho was gang related during 2009.
- B. 50% of aggravated assault in Idaho was gang related during 2009.
- C. 53% of simple assault in Idaho was gang related during 2009.
- D. 60% of aggravated battery in Idaho was gang related during 2009.
- E. 77% of simple battery in Idaho was gang related during 2009.
- F. 33% of robbery in Idaho was gang related during 2009.
- G. 24% of burglary in Idaho was gang related during 2009.
- H. 50% of motor vehicle theft in Idaho was gang related during 2009.
- I. 68% of larceny/theft in Idaho was gang related during 2009.
- J. 78% of drug sales in Idaho were gang related during 2009.

- K. 60% of gun crime in Idaho was gang related during 2009.
- L. 8% of prostitution in Idaho was gang related during 2009.
- M. 26% of identity theft in Idaho was gang related during 2009.
- N. 88% of graffiti in Idaho was gang related during 2009.

Additional information:

Gangs are responsible for a significant portion of criminal activity with the State of Idaho. On average 49% of crime is committed by gang members.

QUESTION 11 – What percentage of the gangs reported in your jurisdiction use drug trafficking as their primary source of profit?

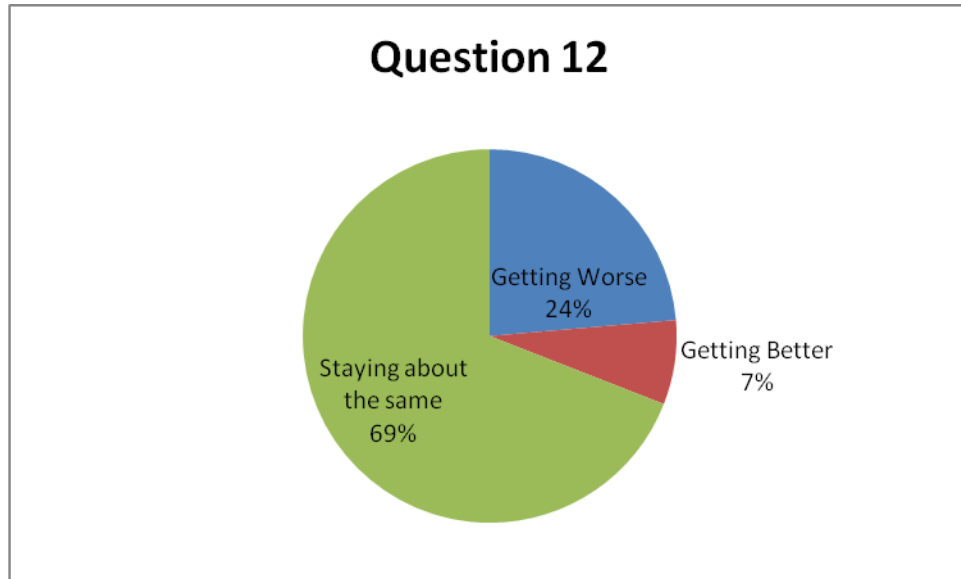
Respondents' answers:

The average percentage of gangs that use drug trafficking as their primary source of profit in the State of Idaho during 2009 was 53.32%.

Additional information:

Answers for this question were anywhere from unknown to 100%. In an effort to minimize confusion the average percentage was figured.

QUESTION 12 – Are the gang problems in your community becoming worse, better, or staying about the same?

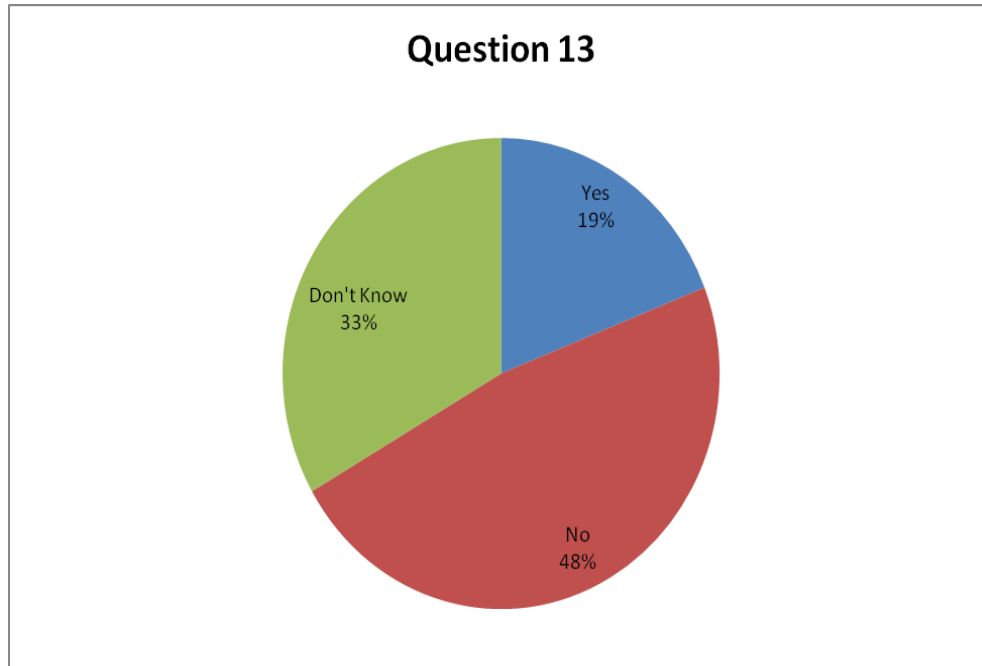


Respondents' answers:

- A. 24% reported the gang problem in their community was getting worse.
- B. 7% reported the gang problem in their community was getting better.
- C. 69% reported the gang problem in their community was staying about the same.

QUESTION 13 – In the past two years have your local gang “sets” become affiliated with national gangs OR drug cartels? *

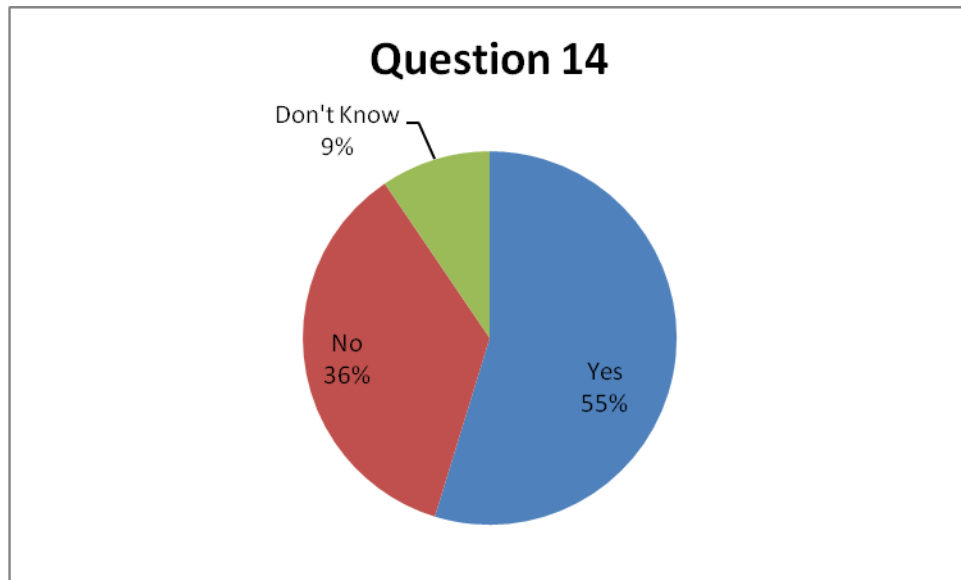
(* See glossary for definition of gang sets and drug cartels.)



Respondents' answers:

- A. 19% reported that local gangs had become affiliated with national gangs or drug cartels in the past two years.
- B. 48% reported that local gangs had not become affiliated with national gangs or drug cartels in the past two years.
- C. 33% reported that they did not know if gangs had become affiliated with national gangs or drug cartels in the past two years.

QUESTION 14 – During 2009, were there gang-related incidents within, or on the grounds of the schools in your jurisdiction?



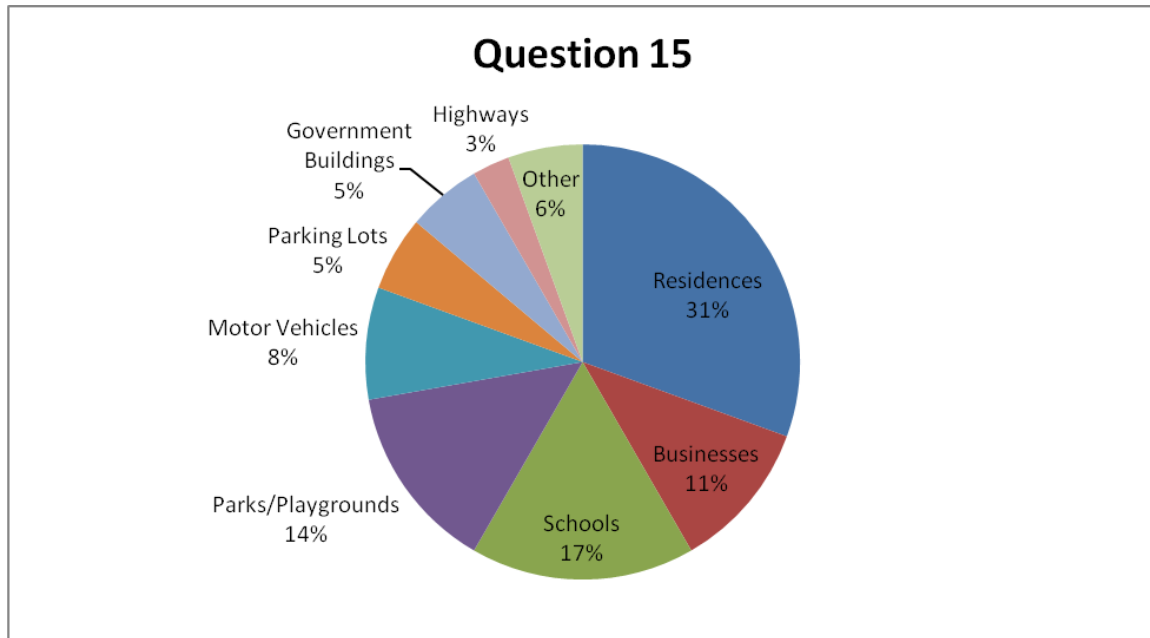
Respondents' answers:

- A. 55% reported that there were gang-related incidents during 2009 within or on school grounds in their jurisdiction.
- B. 36% reported that there were not any gang-related incidents during 2009 within or on school grounds in their jurisdiction.
- C. 9% responded did not know if there were any gang-related incidents during 2009 within or on school grounds in their jurisdiction.

Additional information:

Over half of the respondents (55%), agreed that there were gang related incidents within or on the school grounds. They reported 110 gang related incidents on school grounds in 2009.

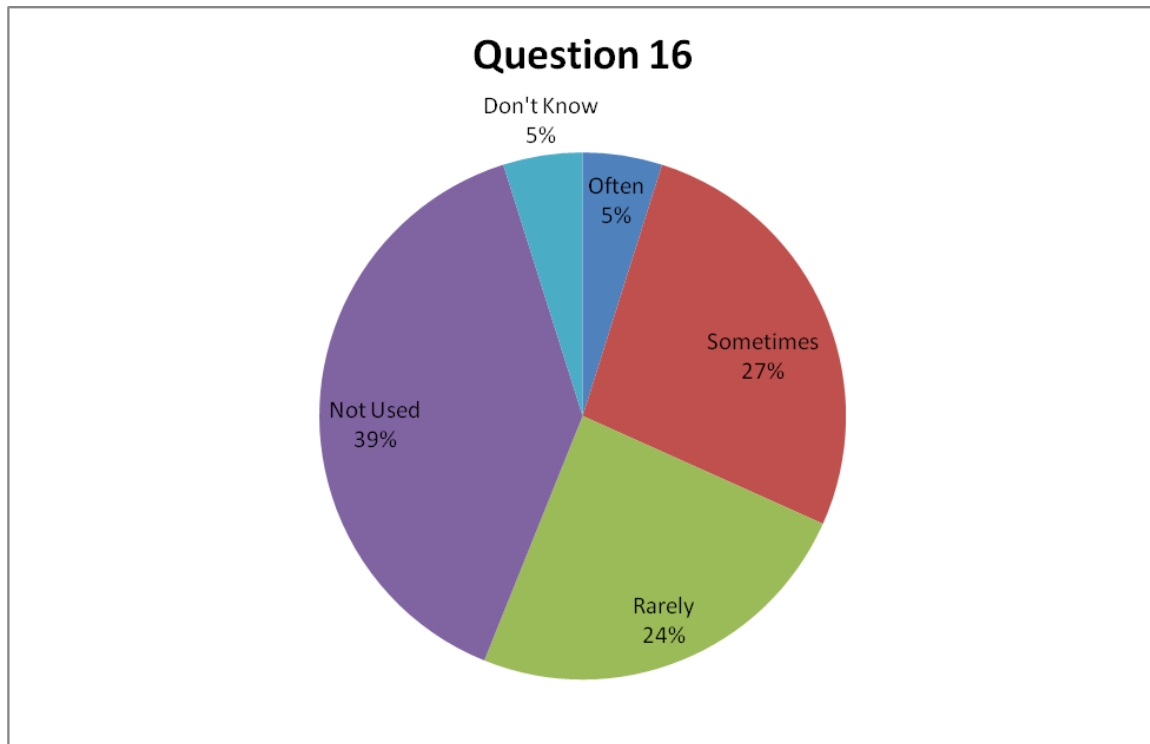
QUESTION 15 – Where is gang activity occurring in your jurisdiction?



Respondent's answers:

- A. 31% of Idaho gang activity occurred in residences during 2009.
- B. 11% of Idaho gang activity occurred in businesses during 2009.
- C. 17% of Idaho gang activity occurred in schools during 2009.
- D. 14% of Idaho gang activity occurred at parks/playgrounds during 2009.
- E. 8% of Idaho gang activity occurred in motor vehicles during 2009.
- F. 5% of Idaho gang activity occurred in parking lots during 2009.
- G. 5% of Idaho gang activity occurred in government buildings during 2009.
- H. 3% of Idaho gang activity occurred on highways during 2009.
- I. 6% of Idaho gang activity occurred in places other than those listed during 2009.

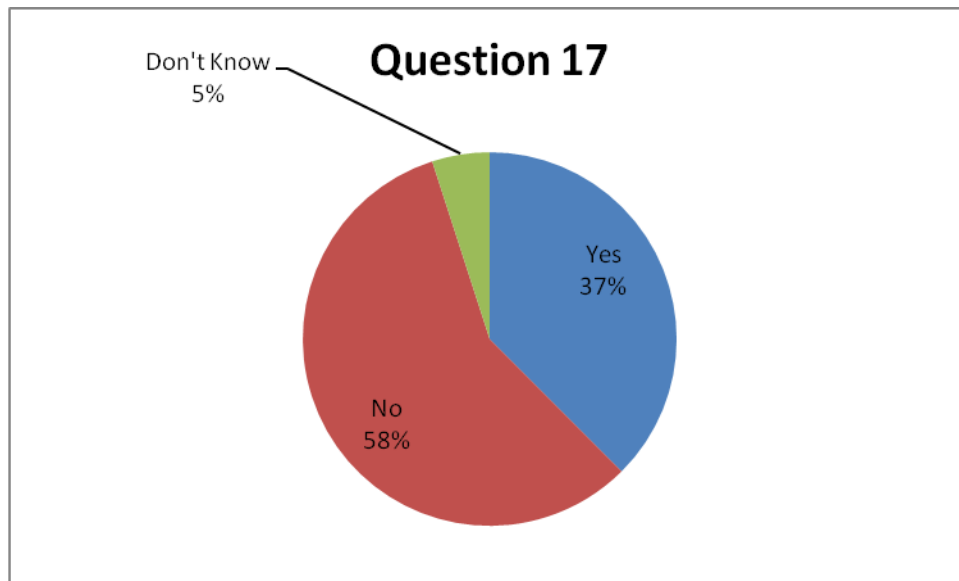
QUESTION 16 – How often did street gang members use firearms in a commission of crime in your jurisdiction during 2009?



Respondents' answers:

- A. 5% of Idaho gang members often used firearms in the commission of a crime during 2009.
- B. 27% of Idaho gang members sometimes used firearms in the commission of a crime during 2009.
- C. 24% of Idaho gang members rarely used firearms in the commission of a crime during 2009.
- D. 39% of Idaho gang members did not use firearms in the commission of a crime during 2009.
- E. 5% responded did not know if Idaho gang members used firearms in a commission of a crime during 2009.

QUESTION 17 – During 2009, did your agency participate in a formal multi-agency task force or collaborative effort that focused on gang problems as a major concern?



Respondents' answers:

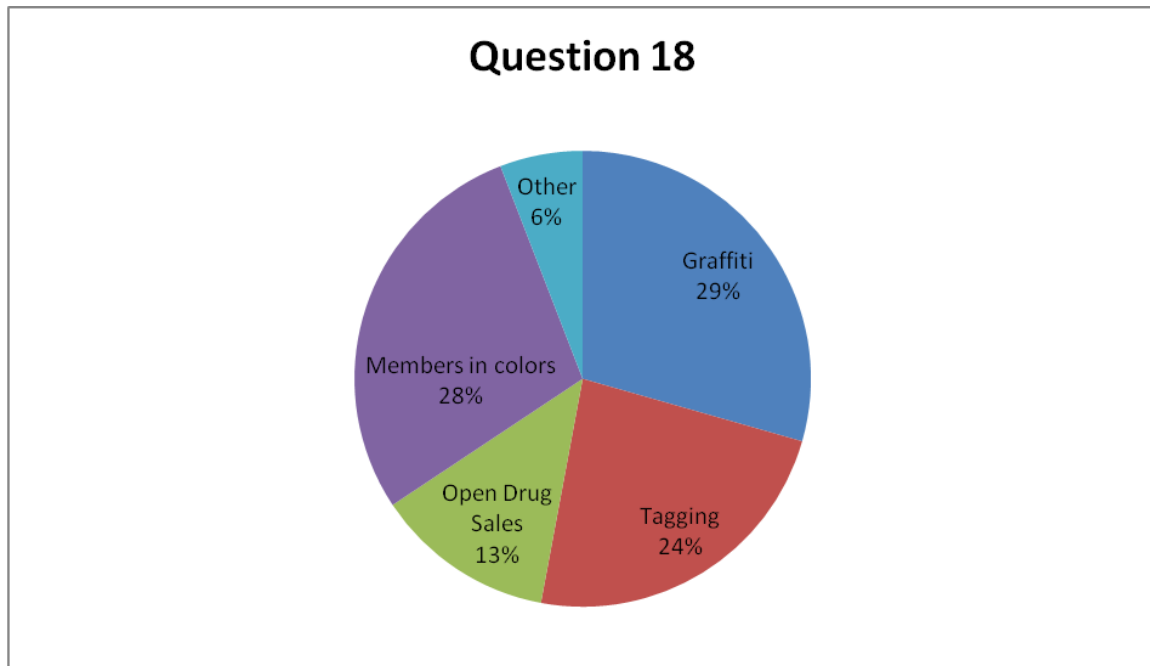
- A. 37% participated in a formal multi-agency task force or collaborative effort that focused on gang problems during 2009.
- B. 58% did not participate in a formal multi-agency task force or collaborative effort that focused on gang problems during 2009.
- C. 5% were not sure if their agency participated in a formal multi-agency task force or collaborative effort that focused on gang problems during 2009.

Additional information:

Of the agencies that did participate in a formal multi-agency task force or collaborative effort, 58% of respondents met with other police and sheriff departments; 29% of respondents met with a state or federal law enforcement agency such as court, prosecution, public defense, probation, parole, corrections, juvenile justice; and 13% of respondents met with a federal or state social service agency, federal or state legislature, and city or county government agency.

QUESTION 18 – What gang trends have you seen in your community? Graffiti, Tagging, Open drug sales, Members in colors, Other. *

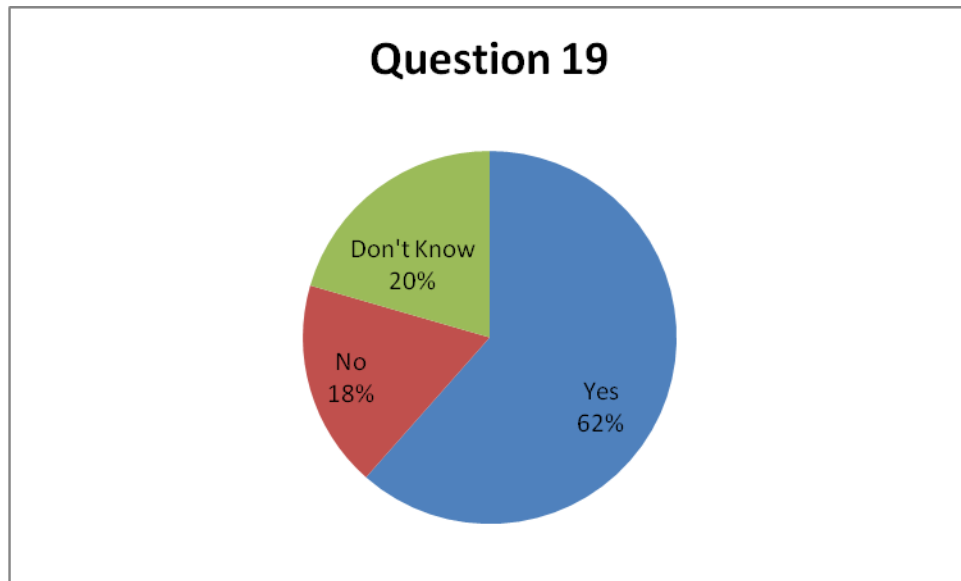
(* See glossary for definition of graffiti and tagging.)



Respondents' answers:

- A. 29% reported graffiti was a gang trend within their community during 2009.
- B. 24% reported that tagging was a gang trend within their community during 2009.
- C. 13% reported that open drug sales were a gang trend within their community during 2009.
- D. 28% reported that a member in colors was a gang trend within their community during 2009.
- E. 6% reported that they had other gang trends during 2009 than what was listed.

QUESTION 19 – Are gangs in your jurisdiction using technology to facilitate criminal activity (e.g. internet, websites, e-mail, cell phones, and computers)?



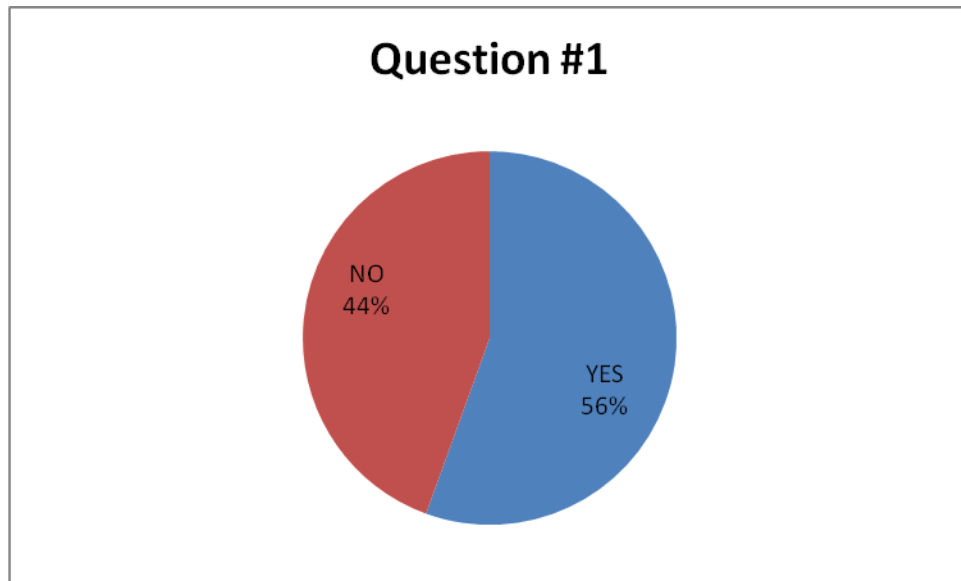
Respondents' answers:

- A. 62% reported that gangs in their jurisdiction used technology to facilitate criminal activity during 2009.
- B. 18% reported that gangs in their jurisdiction did not use technology to facilitate criminal activity during 2009.
- C. 20% reported they did not know if gangs had used technology to facilitate criminal activity during 2009 within their jurisdiction.

Part B

The following is the 2010 Gang Survey for 2009 activity, Part B, sent to Adult and Juvenile Correctional Facilities. The following are 21 questions and the Correctional Facilities' responses.

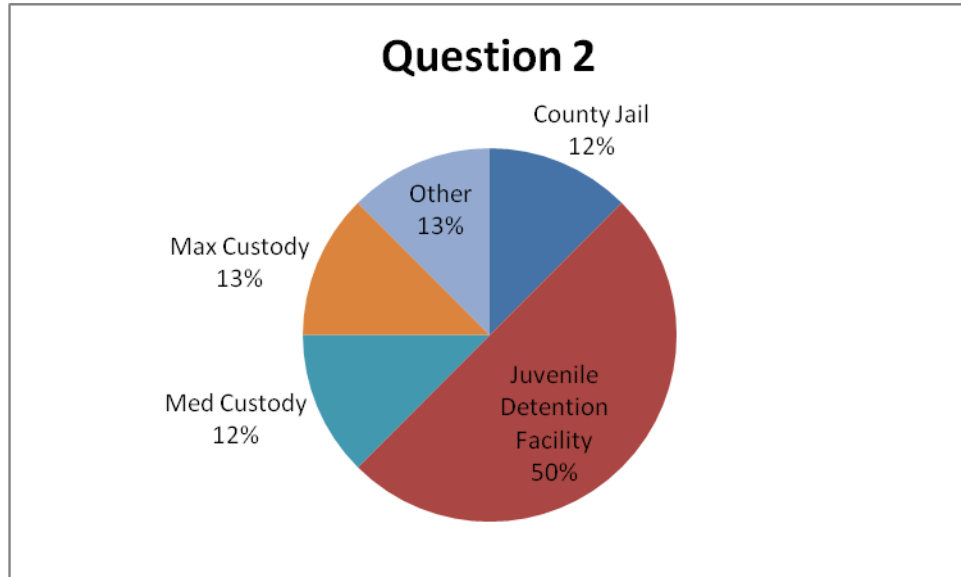
QUESTION 1 – During 2009, were any gangs (as defined in the Survey Instructions) active in your facility?



Respondents' answers:

- A. 56% reported having active gangs in their facility during 2009.
- B. 44% reported having active gangs in their facility during 2009.

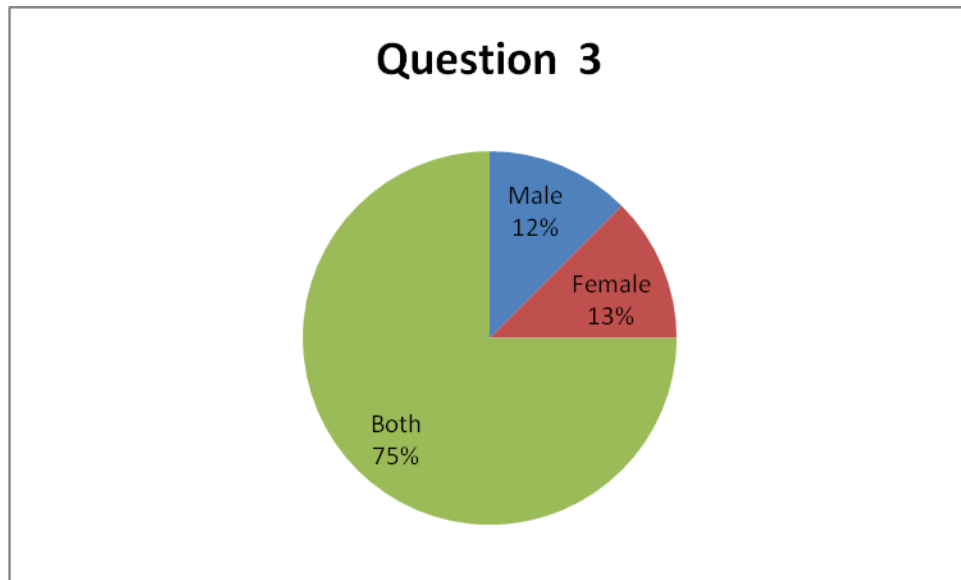
**Question 2 – Which of the following best describes your correctional facility?
County Jail, Juvenile Detention Facility, Work Camp, Minimum Custody,
Medium Custody, Maximum Custody, Other.**



Respondents' answers:

- A. 12% reported their correctional facility is a county jail.
- B. 50% reported their correctional facility is a juvenile detention facility.
- C. 12% reported their correctional facility is a medium custody facility.
- D. 13% reported their correctional facility is a maximum custody facility.
- E. 13% reported their correctional facility is other.
- F. 0% reported their correctional facility is a minimum custody facility.
- G. 0% reported their correctional facility is a work camp.

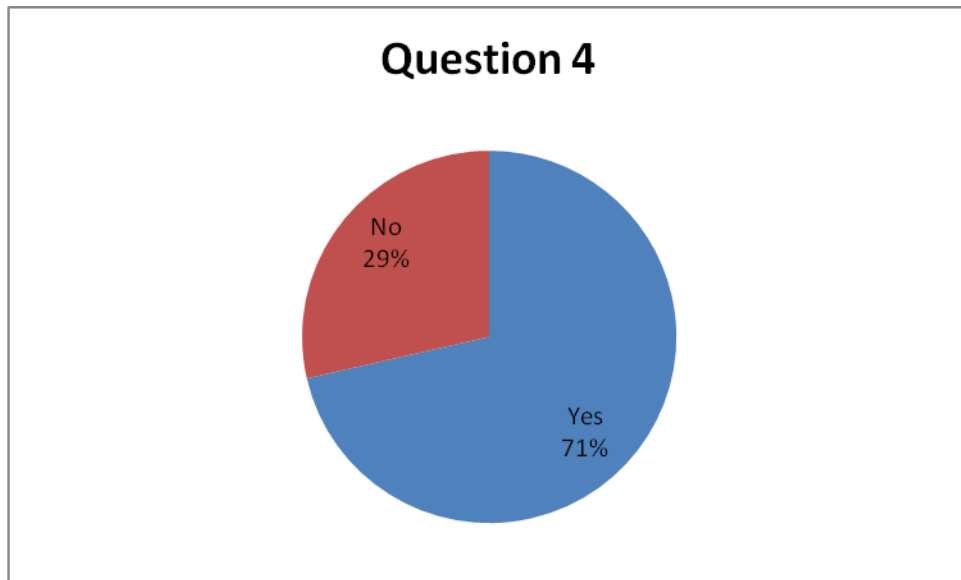
Question 3 – Does your facility primarily house? Male, Female, Both.



Respondents' answers:

- A. 13% house male inmates.
- B. 13% house female inmates.
- C. 75% house male and female inmates.

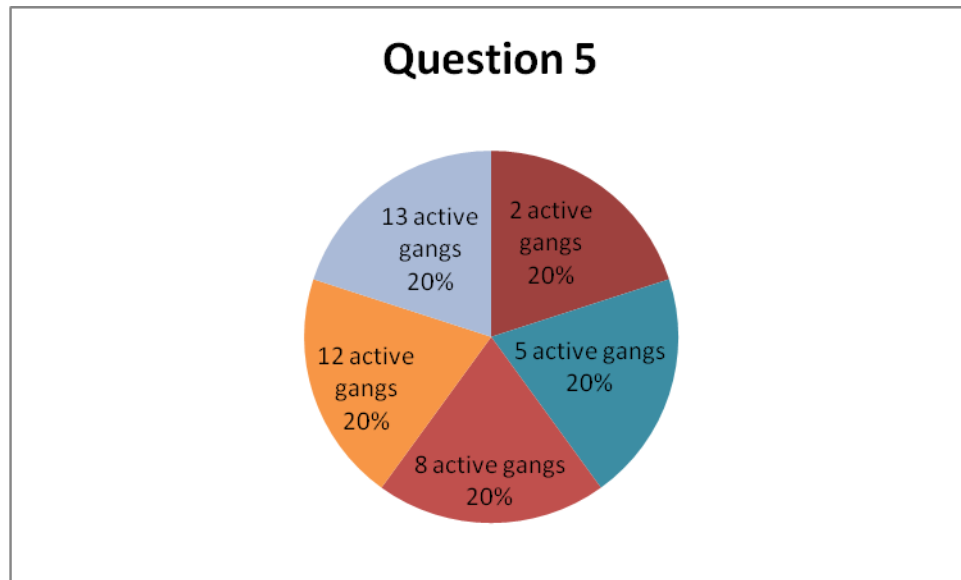
Question 4 – Does your department or agency have a system in place for tracking gang-related (member-based) and/or gang-motivated (motive-based) crimes?



Respondents' answers:

- A. 71% reported having a system in place for tracking gang-related crime.
- B. 29% reported not having a system in place for tracking gang-related crime.

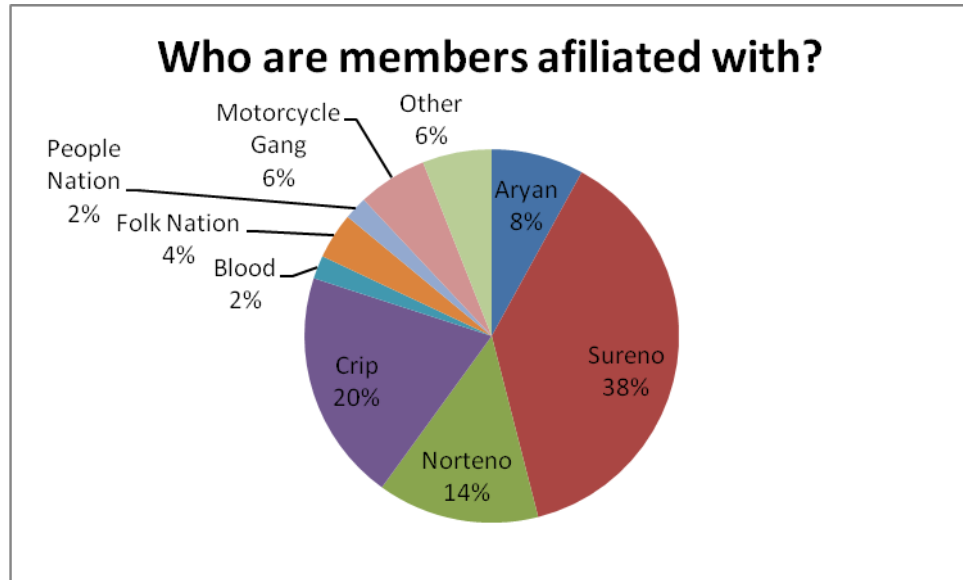
Question 5 – How many gangs were active in your facility during 2009?



Respondents; answers:

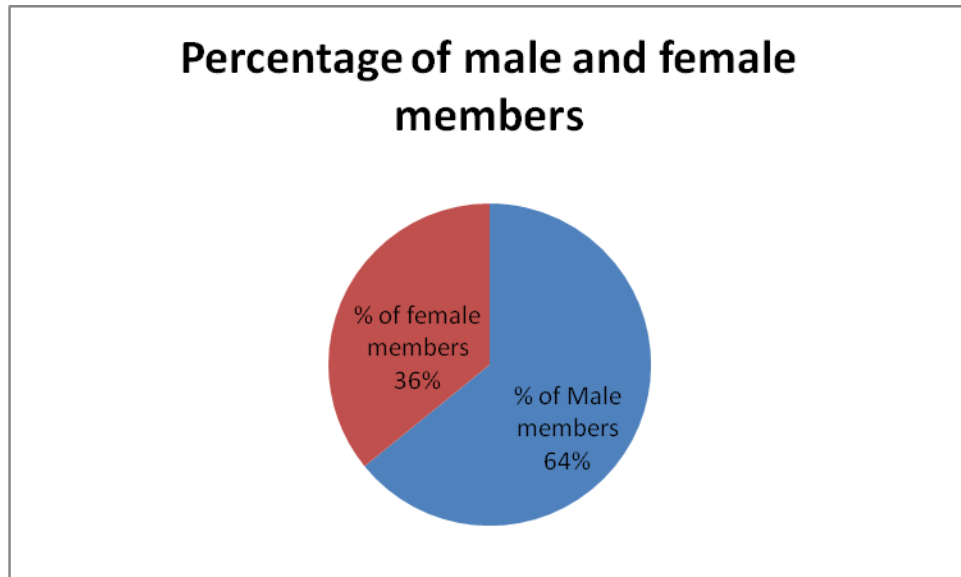
- A. 20% reported having two active gang during 2009.
- B. 20% reported having five active gangs during 2009.
- C. 20% reported having eight active gangs during 2009.
- D. 20% reported having twelve active gangs during 2009.
- E. 20% reported having thirteen active gangs during 2009.

Question 6 – Which gangs/sets are present in your jurisdiction? How many members are in the gang? What is the percentage of male and female members? What is the approximate age of gang members?



Respondents' answers:

- A. 8% of gang members in Idaho are affiliated with Aryan gangs.
- B. 38% of gang members in Idaho are affiliated with Sureño gangs.
- C. 14% of gang members in Idaho are affiliated with Norteño gangs.
- D. 20% of gang members in Idaho are affiliated with Crip gangs.
- E. 2% of gang members in Idaho are affiliated with Blood gangs.
- F. 4% of gang members in Idaho are affiliated with Folk Nation gangs.
- G. 2% of gang members in Idaho are affiliated with People Nation gangs.
- H. 6% of gang members in Idaho are affiliated with Motorcycle Gangs.
- I. 6% of gang members in Idaho are affiliated with gangs other than those listed.



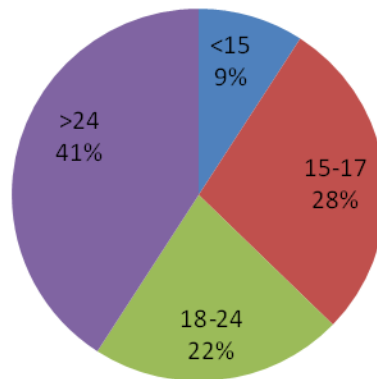
Respondents' answers:

- A. 64% of Idaho gang members are male.
- B. 36% of Idaho gang members are female.

Additional information:

Note the difference in the number of women who are gang members in a correctional facility verses the much smaller number of women (11%) who are gang members as reported by the county sheriff and police departments.

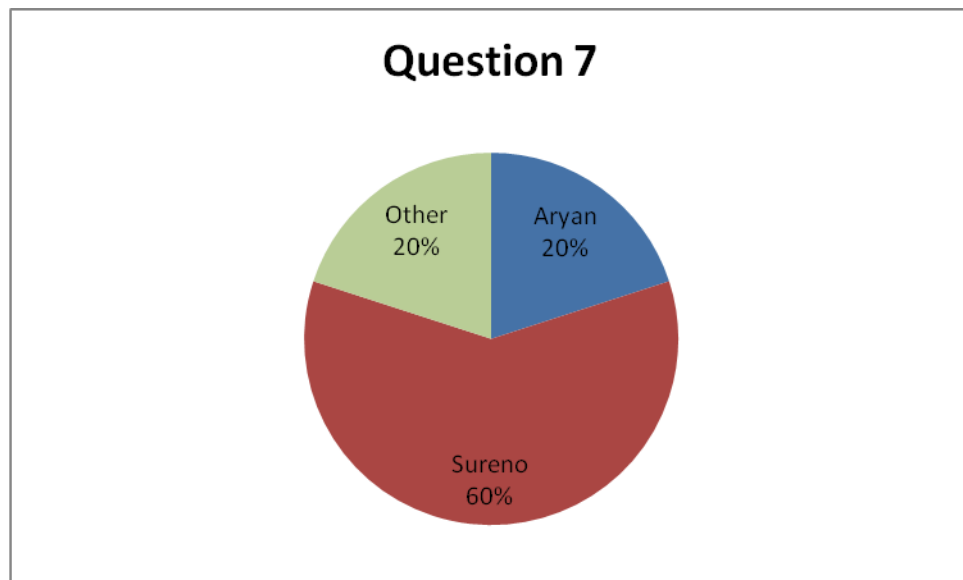
Age range of gang members



Respondents' answers:

- A. 9% of Idaho gang members are younger than fifteen years old.
- B. 28% of Idaho gang members are between the ages of fifteen and seventeen.
- C. 22% of Idaho gang members are between the ages of eighteen and twenty-four.
- D. 41% of Idaho gang members are older than twenty four.

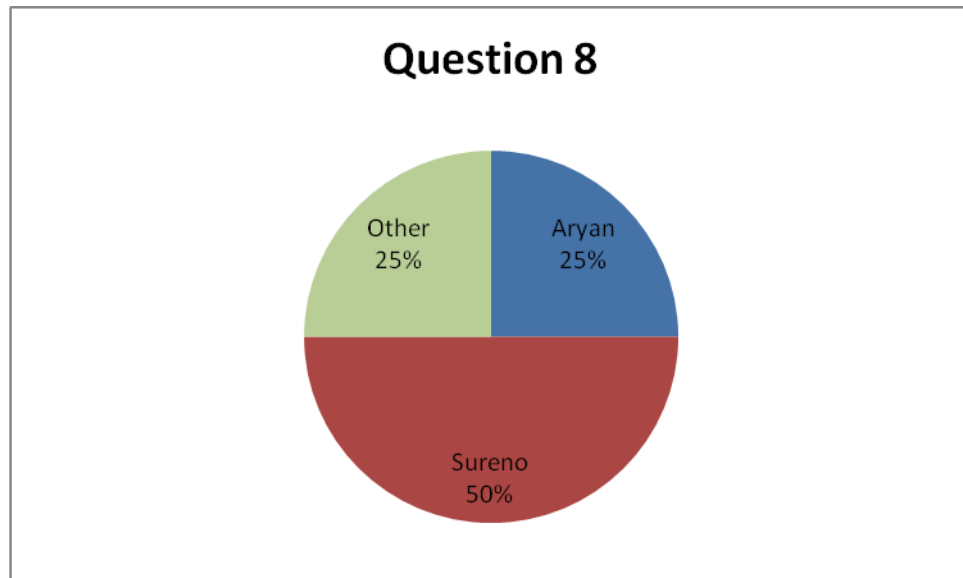
Question 7 – Which gang is the most serious problem in your facility?



Respondents' answers:

- A. 20% reported Aryan as the most serious problem in their facility.
- B. 60% reported Sureño as the most serious problem in their facility.
- C. 20% reported "other" as the most serious problem in their facility.

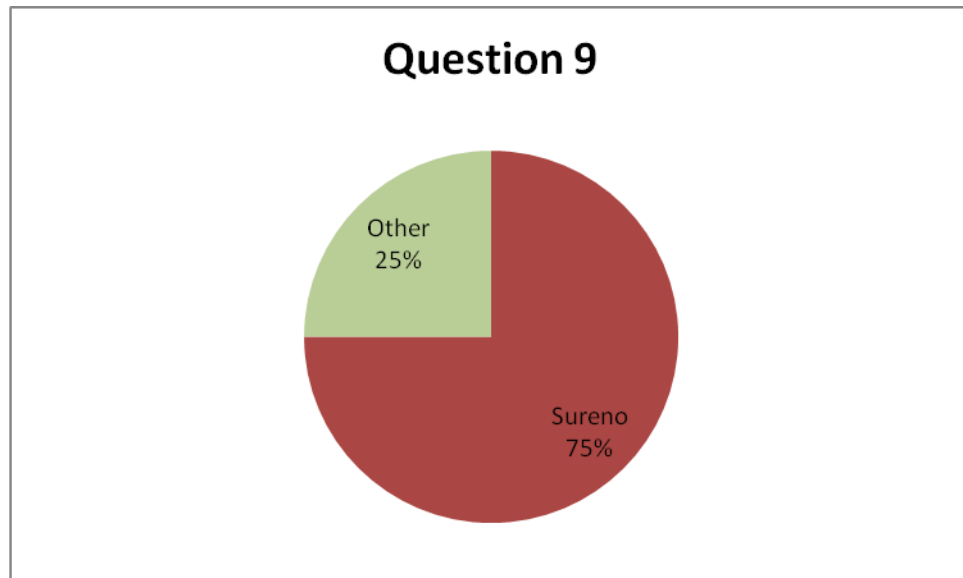
Question 8 – Which gang is most actively recruiting new members?



Respondents' answers:

- A. 25% reported Aryan as most actively recruiting new members
- B. 50% reported Sureño as most actively recruiting new members.
- C. 25% reported "other" as most actively recruiting new members.

Question 9 – Which gang commits the most violent activity?



Respondents' answers:

- A. 75% reported that Idaho Sureño gangs committed the most violent activity.
- B. 25% reported that Idaho "other" gangs committed the most violent activity.

Question 10 – What portion of the following offenses were “gang related” in your facility during 2009?

	None (0%)	Few (1-25%)	Some (26-74%)	Most/All (75-100%)
Murder	6	0	0	0
Attempted Murder	9	0	0	0
Simple Assault	3	1	1	1
Aggravated Battery	4	2	0	1
Simple Battery	3	1	1	1
Sexual Battery	5	0	0	0
Other Sex Offenses	5	0	0	0
Theft	5	2	0	0
Intimidation/Extortion	5	1	0	1
Drug Sales	5	1	0	0
Arson	5	0	0	0
Graffiti	2	1	1	2

Respondents' answers:

- A. 0% of murders in Idaho facilities were gang related during 2009.
- B. 0% of attempted murders in Idaho facilities were gang related during 2009.
- C. 50% of simple assaults in Idaho facilities were gang related during 2009
- D. 43% of aggravated batteries in Idaho facilities were gang related during 2009.
- E. 50% of simple batteries in Idaho facilities were gang related during 2009.
- F. 0% of sexual batteries in Idaho facilities were gang related during 2009.
- G. 0% of other sex offenses in Idaho facilities were gang related during 2009.
- H. 29% of thefts in Idaho facilities were gang related during 2009.
- I. 28% of intimidation/extortion in Idaho facilities were gang related during 2009.
- J. 17% of drug sales in Idaho facilities were gang related during 2009.
- K. 0% of arson in Idaho facilities were gang related during 2009.
- L. 67% of graffiti in Idaho facilities were gang related during 2009.

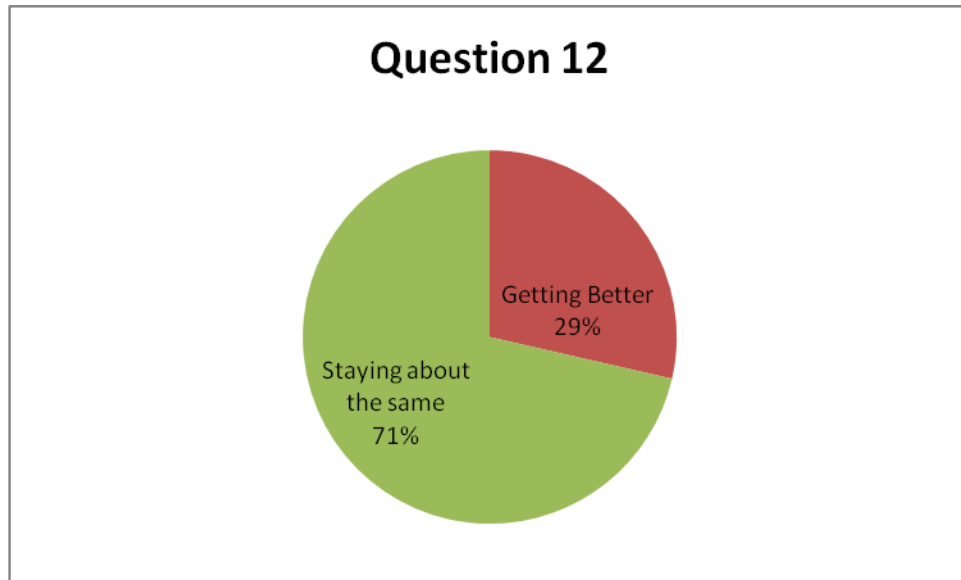
Additional information:

On average 24% of criminal activity inside Idaho facilities was gang related during 2009.

Question 11 – What percentage of the gangs reported in your facility use drug trafficking as their primary source of profit?

Respondents reported that an average of 90% of gangs within their facility use drug trafficking as their primary source of profit.

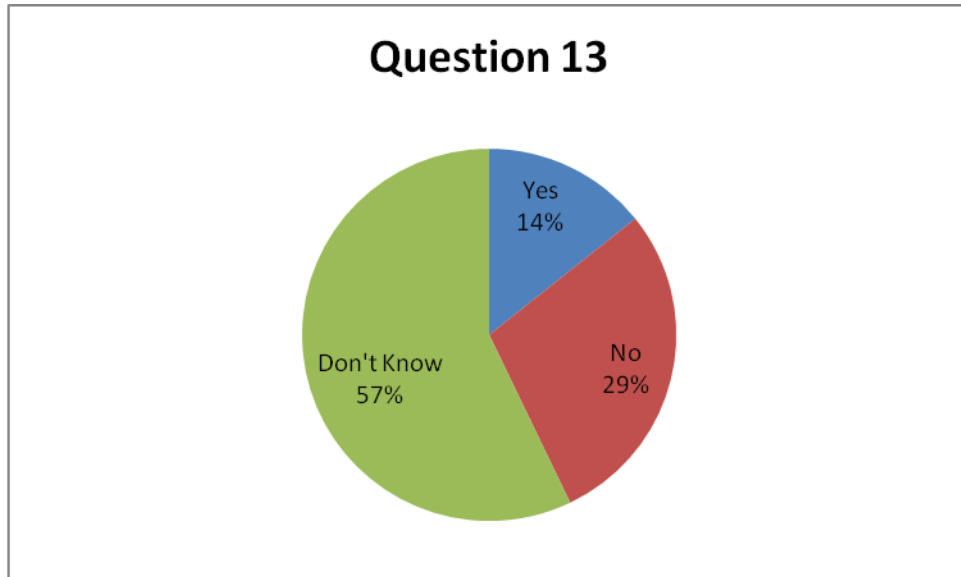
Question 12 – Are the gang problems in your facility: Getting better, Getting worse, Staying about the same?



Respondents' answers:

- A. 29% state gang problems within Idaho facilities were getting better during 2009.
- B. 71% state gang problems within Idaho facilities are staying about the same during 2009.

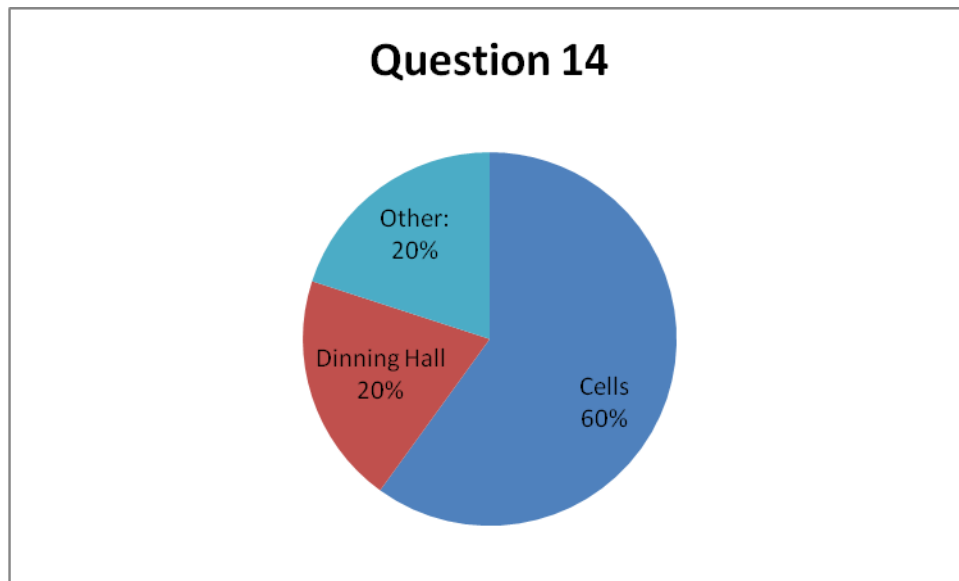
Question 13 – In the past two years have your local gang “sets” become affiliated with national “sets” OR drug cartels?



Respondents' answers:

- A. 14% reported that local gangs had become affiliated with national gangs or drug cartels in the past two years.
- B. 29% reported that local gangs had not become affiliated with national gangs or drug cartels in the past two years.
- C. 57% reported that they did not know if gangs had become affiliated with national gangs or drug cartels in the past two years.

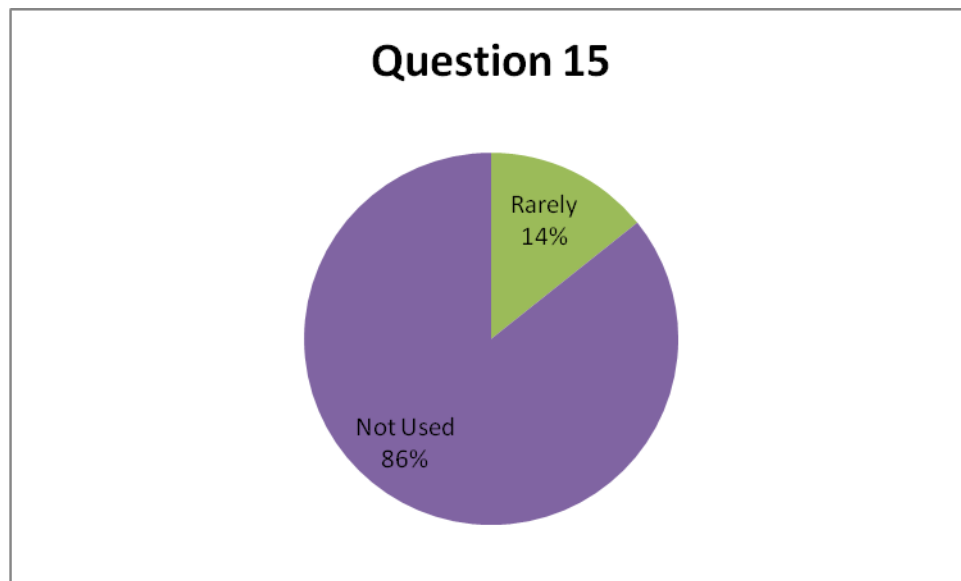
**Question 14 – Where are criminal gang activities occurring within your facility?
Cells, Dining Hall, Recreation Yard, Showers, Other.**



Respondents' answers:

- A. 60% of gang activities occurred in cells within correctional facilities during 2009.
- B. 20% of gang activities occurred in the dining hall within correctional facilities during 2009.
- C. 20% of gang activities occurred in areas other than those listed.

Question 15 – How often did street gang members use weapons in assault crimes in your facility?



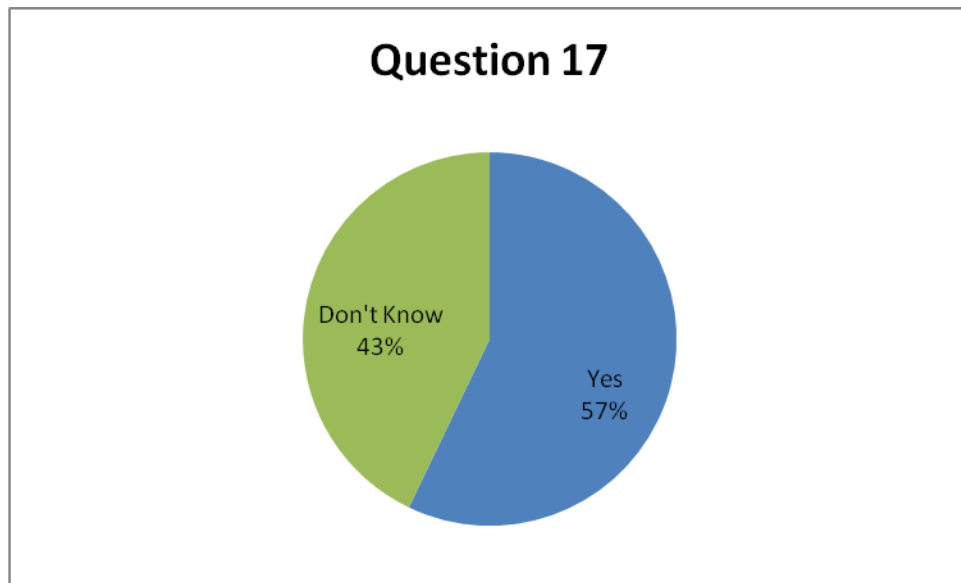
Respondents' answers:

- A. 14% of gang members rarely used weapons in assault crimes in Idaho facilities during 2009.
- B. 86% of gang members did not use weapons in assault crimes in Idaho facilities during 2009.

**Question 16 – What types of weapons were involved in crimes?
Knives/Blades/Shanks, Razors, Blunt instruments, Other.**

Respondents reported that Knives/Blades/Shanks was the only reported type of weapon involved in crimes committed in Idaho facilities.

Question 17 – Are gangs in your jurisdiction using technology to facilitate criminal activity (e.g. internet, websites, e-mail, cell phones, and computers)?



Respondents' answers:

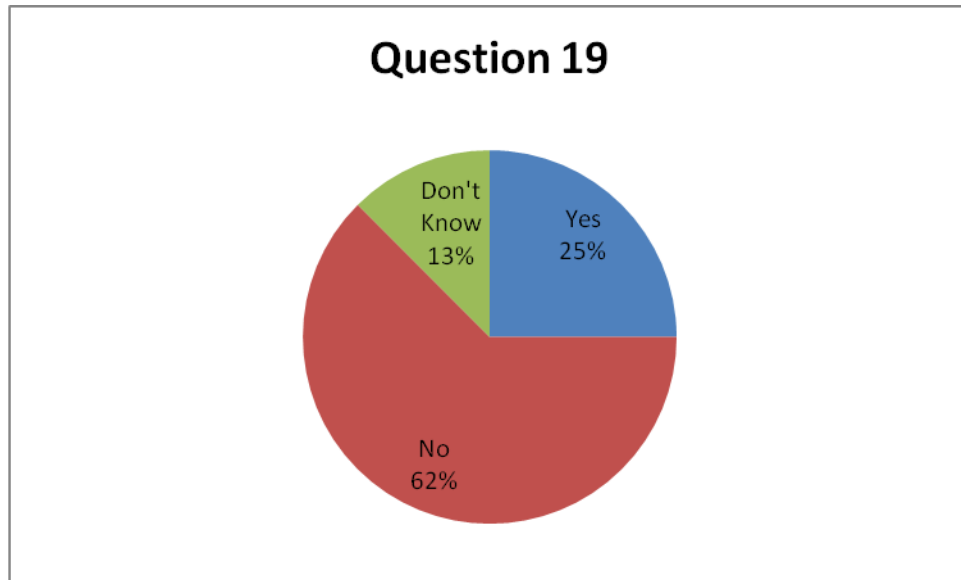
- A. 57% reported that gangs used technology to facilitate criminal activity in Idaho facilities during 2009.
- B. 43% reported not knowing if gangs used technology to facilitate criminal activity in Idaho facilities during 2009.

Question 18 – What is your facility’s most significant problem with gangs and gang activity within your facility?

Respondents’ answers:

The most significant problems with gangs and gang activity within Idaho facilities was the promotion of the gang lifestyle and graffiti in cells.

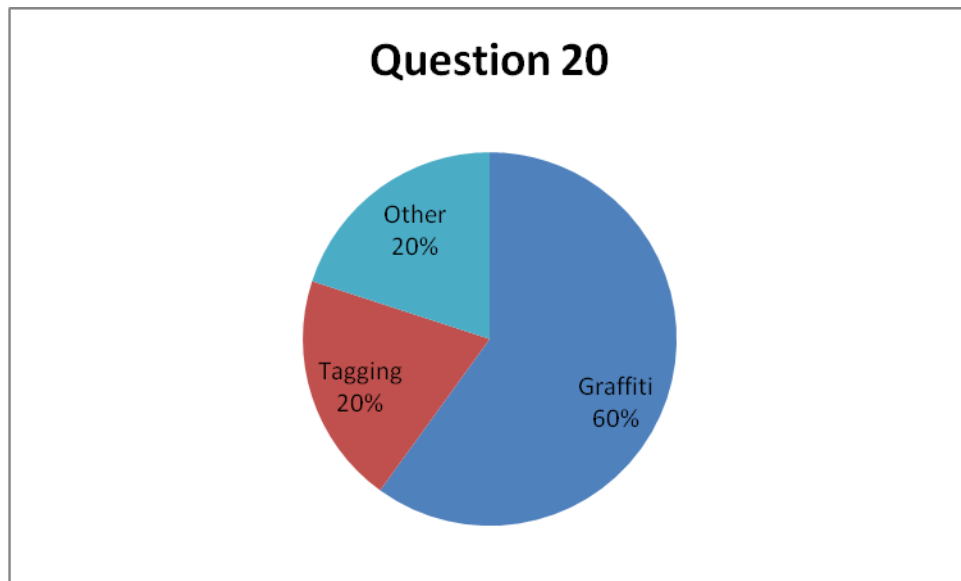
Question 19 – During 2009, did your agency participate in a formal multi-agency task force or collaborative effort that focused on gang problems as a major concern?



Respondents' answers:

- A. 25% reported participating in a formal multi-agency task force or collaborative effort that focused on gang problems during 2009.
- B. 62% reported not participating in a formal multi-agency task force or collaborative effort that focused on gang problems during 2009.
- C. 13% reported not knowing if their facility participated in a formal multi-agency task force or collaborative effort that focused on gang problems during 2009.

**Question 20 – What emerging gang trends have you seen in your facility?
Graffiti, Tagging, Open drug sales, Gang members in colors, Others.**



Respondents' answers:

- A. 60% reported graffiti as an emerging gang trend within Idaho facilities.
- B. 20% reported tagging as an emerging gang trend within Idaho facilities.
- C. 20% reported other gang trends than those listed as emerging gang trends within Idaho facilities.

Question 21 – What gang interdiction, intervention or suppression strategies have been the most effective in your facility? *

(* See glossary for definition of interdiction and intervention.)

Respondents' answers:

The most effective gang interdiction, intervention or suppression strategy was therapeutic atmosphere for rehabilitation that was more preferable to continued gang involvement. The second effective method is the use of a zero tolerance policy on gang related activity within facilities.

Appendix A:

Bibliography

References of other surveys:

Florida Department of Law Enforcement, . (2007). *2007 statewide gang survey results*. Tallahassee: Florida Department of Law Enforcement.

New Jersey DLPS, *Gangs in New Jersey: municipal law enforcement response to the 2007 njsp gang survey*. New Jersey: New Jersey Department of Law & Public Safety.

Other references:

Higgins, T. (2008, February 12). Retrieved from <http://www.idahogangs.com/>

Dictionary.com

Urban Dictionary.com

Appendix B: Law Enforcement Agency Contacted

Law Enforcement Agency	Responded Back		Law Enforcement Agency	Responded Back	
	Yes	No		Yes	No
3-B JDC	X		Camas County Sheriff	X	
5-C JDC	X		Canyon County Sheriff	X	
Aberdeen PD		X	Caribou County Sheriff	X	
ACJDC		X	Cascade PD	X	
Ada County Sheriff's	X		Cassia County Sheriff	X	
Adams County Sheriff		X	Chubbuck PD	X	
American Falls PD	X		Clark County Sheriff	X	
Ashton PD		X	Clearwater County Sheriff	X	
Bannock County Sheriff	X		Coeur d'Alene PD		X
Bear Lake County Sheriff	X		Coeur d'Alene Tribal PD	X	
Benewah County Sheriff	X		Cottonwood PD	X	
Bingham County Sheriff	X		Custer County Sheriff	X	
Blackfoot PD	X		Elmore County Sheriff		X
Blaine County Sheriff	X		Emmett PD	X	
Boise County Sheriff	X		Filer PD	X	
Boise PD	X		Fort Hall Tribal PD		X
Bonner County Sheriff	X		Franklin County Sheriff		X
Bonnors Ferry PD	X		Fremont County Sheriff	X	
Bonneville County Sheriff	X		Fruitland PD	X	
Boundary County Sheriff	X		Garden City PD	X	
Buhl PD	X		Gem County Sheriff		X
Butte County Sheriff	X		Georgetown PD	X	
Caldwell PD	X		Gooding County Sheriff	X	

2010 Idaho Gang Survey for 2009 activity

Gooding PD	X		Lemhi County Sheriff	X	
Grangeville PD	X		Lewis County Sheriff	X	
Hagerman PD		X	Lewiston PD	X	
Hailey PD	X		Lincoln County Sheriff	X	
Hayden Lake PD	X		Madison County Sheriff	X	
Heyburn PD	X		McCall PD	X	
Homedale PD		X	Meridian PD	X	
Horseshoe Bend PD	X		Mini-Cassia JDC		X
Idaho City PD		X	Minidoka County Sheriff	X	
Idaho County Sheriff	X		Montpelier PD		X
Idaho Falls PD	X		Moscow PD	X	
IMSI	X		Mountain Home PD	X	
Inkom PD		X	Nampa PD	X	
Iona PD	X		Nez Perce County Sheriff	X	
JCC		X	Nez Perce Tribal PD	X	
JCC-Lewiston		X	Oneida County Sheriff	X	
JCC-Nampa		X	Orofino PD	X	
JCC-St. Anthony		X	Osburn PD		X
Jefferson County Sheriff	X		Owyhee County Sheriff	X	
Jerome County Sheriff	X		Parma PD		X
Jerome PD		X	Payette County Sheriff	X	
Kamiah PD	X		Payette PD	X	
Kellogg PD	X		Pinehurst PD		X
Ketchum PD	X		Plummer PD	X	
Kimberly PD	X		Pocatello PD		X
Kootenai County Sheriff		X	Ponderay PD	X	
Latah County Sheriff	X		Post Falls PD		X
LCDC	X				

2010 Idaho Gang Survey for 2009 activity

Power County Sheriff	X		Soda Springs PD		X
Preston PD		X	Spirit Lake PD	X	
Priest River PD	X		SRJDC		X
PWCC			St. Anthony PD	X	
Rathdrum PD	X		St. Maries PD		X
Region 1 JDC		X	Stanley PD		X
Region 2 JDC	X		Sun Valley PD	X	
Region 3 JDC	X		Teton County Sheriff	X	
Rexburg PD		X	Troy PD		X
Rigby PD	X		Twin Falls County Sheriff	X	
Rupert PD	X		Twin Falls PD		X
Salmon PD	X		Ucon PD	X	
Sandpoint PD	X		Valley County Sheriff	X	
Shelley PD		X	VCJDC	X	
Shoshone County Sheriff	X		Washington County Sheriff	X	
Shoshone PD	X		Weiser PD		X
SIJDC	X		Wendell PD	X	
Soda Springs PD		X	Wilder PD		X

Appendix C: Glossary

Taken from Idaho Statute Title 18 Chapter 85:

"Criminal gang" means an ongoing organization, association, or group of three (3) or more persons, whether formal or informal, that has a common name or common identifying sign or symbol, whose members individually or collectively engage in or have engaged in a pattern of criminal gang activity, having as one (1) of its primary activities the commission of one (1) or more of the criminal acts enumerated in subsection (3) of this section.

"Criminal gang member" means any person who engages in a pattern of criminal gang activity and who meets two (2) or more of the following criteria:

- (a) Admits to gang membership;
- (b) Is identified as a gang member;
- (c) Resides in or frequents a particular gang's area and adopts its style of dress, its use of hand signs, or its tattoos, and associates with known gang members;
- (d) Has been arrested more than once in the company of identified gang members for offenses that are consistent with usual gang activity;
- (e) Is identified as a gang member by physical evidence such as photographs or other documentation; or
- (f) Has been stopped in the company of known gang members four (4) or more times.

"Pattern of criminal gang activity" means the commission, attempted commission, or solicitation of two (2) offenses, provided that the offenses are committed on separate occasions or by two (2) or more gang members:

General definitions:

Interdiction: To forbid; prohibit.

Intervention: The act of intervening.

Set: Gang, specifically a subsidiary gang. For example, East Side Locos is a set of the Sureño Gang.

Tagging: Markings, as initials, slogans, or drawings, written, spray-painted, or sketched on a sidewalk, wall of a building or public restroom, or the like.

Unlike graffiti, tagging usually takes less time and skill as it is done in one color with a single can of spray paint or thick marker.

Graffiti: The name for images or lettering scratched, scrawled, painted or marked in any manner on property. Graffiti is any type of public markings that may appear in the forms of simple written words to elaborate wall paintings

Appendix D:
2010 Idaho Gang Survey (County Sheriff and City Police)

IDAHO CRIMINAL JUSTICE COMMISSION

2010 IDAHO GANG SURVEY

Your agency has been selected to furnish information for the 2009 Idaho Gang Survey. Your answers will statistically represent your community. Therefore your response is very important.

Four Ways to Respond:

Mail

Mail the completed survey to:
Tim Higgins
1299 N. Orchard, Ste. 110
Boise, ID 83720

Fax

(208)327-7455

Telephone

If you prefer to respond by telephone you may do so by contacting Tim Higgins at (208) 658-2126. Please reference the 2010 Idaho Gang Survey.

Email

thiggins@idoc.idaho.gov

Survey Instructions

- Please report data for the calendar year 2009 (January 1 through December 31).
- For the purposes of this survey, the term “**gang**” is defined as: a group or association of three or more persons who may have a common identifying sign, symbol or name, and who individually or collectively engage in, or have engaged in, criminal activity, which create an atmosphere of fear and intimidation, criminal activity includes juvenile acts that if committed by an adult would be a crime.
- For the Purposes of this survey, the term “**set**” is defined as: a sub-group of a particular gang. i.e. South Side 13 is a “**set**” of Sureño.
- “**Gang related**” refers to any act where a known gang member was involved.



Agency Information

(Please print clearly)

Law Enforcement Agency Name

Name of Jurisdiction(s) Served (city, town, or county)

Mailing Address

City

County

ZIP Code

First Name

MI

Last Name

Title/Rank

Unit or Section

Length of Time at Current Position:

Years

Months

Telephone

Fax

E-mail

2009 Idaho Gang Survey Questions

1. During 2009, were any gangs (as defined in the Survey Instructions) active in the city, town, or county served by your agency?

☐ Yes

☐ No

☐ Do not know

If you answered "No" to Question 1-this completes the survey. Please return the form by mail, fax or Email.

If you answered "Yes" to Question 1-please continue.

2. Does your department or agency have a system in place for tracking gang-related crimes?

☐ Yes ☐ No ☐ Don't Know

a. If **YES**, is the system computerized?

☐ Yes ☐ No ☐ Don't Know

b. Is it mandatory that officers contribute to the system?

☐ Yes ☐ No ☐ Don't Know

c. What percentage of officers do you estimate contribute to the system?
_____ %

3. Does your agency/facility have the following?

a. ☐ Youth/Street Gang Unit or Officer(s)

b. ☐ Gang Prevention Unit or Officers(s)

c. ☐ Both Types

d. ☐ One Combined Type

e. ☐ None

4. Has the number of officers in your gang unit increased or decreased over the past two years?

a. ☐ Increased

b. ☐ Decreased

c. ☐ Remained the same

d. ☐ Don't Know

5. How many gangs were active in your jurisdiction/facility during 2009?

Number of gangs _____ Do not know ☐

6. Which gangs/sets are present in your jurisdiction? Check the appropriate gang and enter in the set name if known. If you have a particular gang in your area not mentioned, please put the name of the gang and set, in the “set name” area.

For each gang named, please answer the following:									
Set Name	How many members are in the gang?	Who are the members affiliated with? (Check all that apply)	What is the (%) of male & female members?		Approximately what percentage (%) of this gang's members fall into the following age categories:				
		A=Aryan, S=Sureno, N=Norteno, C=Crip, B=Blood, F=Folk Nation, P=People Nation, M=Motorcycle Gang, O=Other	% Male	% Female	<15	15-17	18-24	>24	?
		<input type="checkbox"/> A <input type="checkbox"/> S <input type="checkbox"/> N <input type="checkbox"/> C <input type="checkbox"/> B <input type="checkbox"/> F <input type="checkbox"/> P <input type="checkbox"/> M <input type="checkbox"/> O							
		<input type="checkbox"/> A <input type="checkbox"/> S <input type="checkbox"/> N <input type="checkbox"/> C <input type="checkbox"/> B <input type="checkbox"/> F <input type="checkbox"/> P <input type="checkbox"/> M <input type="checkbox"/> O							
		<input type="checkbox"/> A <input type="checkbox"/> S <input type="checkbox"/> N <input type="checkbox"/> C <input type="checkbox"/> B <input type="checkbox"/> F <input type="checkbox"/> P <input type="checkbox"/> M <input type="checkbox"/> O							
		<input type="checkbox"/> A <input type="checkbox"/> S <input type="checkbox"/> N <input type="checkbox"/> C <input type="checkbox"/> B <input type="checkbox"/> F <input type="checkbox"/> P <input type="checkbox"/> M <input type="checkbox"/> O							
		<input type="checkbox"/> A <input type="checkbox"/> S <input type="checkbox"/> N <input type="checkbox"/> C <input type="checkbox"/> B <input type="checkbox"/> F <input type="checkbox"/> P <input type="checkbox"/> M <input type="checkbox"/> O							
		<input type="checkbox"/> A <input type="checkbox"/> S <input type="checkbox"/> N <input type="checkbox"/> C <input type="checkbox"/> B <input type="checkbox"/> F <input type="checkbox"/> P <input type="checkbox"/> M <input type="checkbox"/> O							

2010 Idaho Gang Survey for 2009 activity

For each gang named, please answer the following:									
Set Name	How many members are in the gang?	Who are the members affiliated with? (Check all that apply)	What is the (%) of male & female members?		Approximately what percentage (%) of this gang's members fall into the following age categories:				
		A=Aryan, S=Sureno, N=Norteno, C=Crip, B=Blood, F=Folk Nation, P=People Nation, M=Motorcycle Gang, O=Other	% Male	% Female	<15	15-17	18-24	>24	?
	_____	<input type="checkbox"/> A <input type="checkbox"/> S <input type="checkbox"/> N <input type="checkbox"/> C <input type="checkbox"/> B <input type="checkbox"/> F <input type="checkbox"/> P <input type="checkbox"/> M <input type="checkbox"/> O	_____	_____	_____	_____	_____	_____	_____
	_____	<input type="checkbox"/> A <input type="checkbox"/> S <input type="checkbox"/> N <input type="checkbox"/> C <input type="checkbox"/> B <input type="checkbox"/> F <input type="checkbox"/> P <input type="checkbox"/> M <input type="checkbox"/> O	_____	_____	_____	_____	_____	_____	_____
	_____	<input type="checkbox"/> A <input type="checkbox"/> S <input type="checkbox"/> N <input type="checkbox"/> C <input type="checkbox"/> B <input type="checkbox"/> F <input type="checkbox"/> P <input type="checkbox"/> M <input type="checkbox"/> O	_____	_____	_____	_____	_____	_____	_____
	_____	<input type="checkbox"/> A <input type="checkbox"/> S <input type="checkbox"/> N <input type="checkbox"/> C <input type="checkbox"/> B <input type="checkbox"/> F <input type="checkbox"/> P <input type="checkbox"/> M <input type="checkbox"/> O	_____	_____	_____	_____	_____	_____	_____
	_____	<input type="checkbox"/> A <input type="checkbox"/> S <input type="checkbox"/> N <input type="checkbox"/> C <input type="checkbox"/> B <input type="checkbox"/> F <input type="checkbox"/> P <input type="checkbox"/> M <input type="checkbox"/> O	_____	_____	_____	_____	_____	_____	_____
	_____	<input type="checkbox"/> A <input type="checkbox"/> S <input type="checkbox"/> N <input type="checkbox"/> C <input type="checkbox"/> B <input type="checkbox"/> F <input type="checkbox"/> P <input type="checkbox"/> M <input type="checkbox"/> O	_____	_____	_____	_____	_____	_____	_____

Additional sheets are available if needed. Please be sure that the number of gangs named above corresponds to the answer to Question 5 regarding the number of gangs.

7. Which gang is the most serious problem in your jurisdiction? _____
8. Which gang is most actively recruiting new members? _____
9. Which gang commits the most violent activity? _____
10. What portion of the following offenses were “gang related” in your jurisdiction during 2009?

	None (0%)	Few (1-25%)	Some (26-74%)	Most/All (75-700%)
Homicide	<input type="checkbox"/>	<input type="checkbox"/>	<input type="checkbox"/>	<input type="checkbox"/>
Aggravated Assault	<input type="checkbox"/>	<input type="checkbox"/>	<input type="checkbox"/>	<input type="checkbox"/>
Simple Assault	<input type="checkbox"/>	<input type="checkbox"/>	<input type="checkbox"/>	<input type="checkbox"/>
Aggravated Battery	<input type="checkbox"/>	<input type="checkbox"/>	<input type="checkbox"/>	<input type="checkbox"/>
Simple Battery	<input type="checkbox"/>	<input type="checkbox"/>	<input type="checkbox"/>	<input type="checkbox"/>
Robbery	<input type="checkbox"/>	<input type="checkbox"/>	<input type="checkbox"/>	<input type="checkbox"/>
Burglary/B&E	<input type="checkbox"/>	<input type="checkbox"/>	<input type="checkbox"/>	<input type="checkbox"/>
Motor Vehicle Theft	<input type="checkbox"/>	<input type="checkbox"/>	<input type="checkbox"/>	<input type="checkbox"/>
Larceny/Theft	<input type="checkbox"/>	<input type="checkbox"/>	<input type="checkbox"/>	<input type="checkbox"/>
Drug Sales	<input type="checkbox"/>	<input type="checkbox"/>	<input type="checkbox"/>	<input type="checkbox"/>
Gun Crimes	<input type="checkbox"/>	<input type="checkbox"/>	<input type="checkbox"/>	<input type="checkbox"/>
Prostitution	<input type="checkbox"/>	<input type="checkbox"/>	<input type="checkbox"/>	<input type="checkbox"/>
Identity Theft	<input type="checkbox"/>	<input type="checkbox"/>	<input type="checkbox"/>	<input type="checkbox"/>
Graffiti	<input type="checkbox"/>	<input type="checkbox"/>	<input type="checkbox"/>	<input type="checkbox"/>

11. What percentage of the gangs reported in your jurisdiction use drug trafficking as their primary source of profit? _____%

12. Are the gang problems in your community:

- a. ☐ Getting worse
- b. ☐ Getting better
- c. ☐ Staying about the same

13. In the past two years have your local gang “sets” become affiliated with national gangs OR drug cartels?

i.e., Southside 13 – (local gang) become Colonia Mexican Mafia – (national gang)

☐ Yes ☐ No ☐ Don't Know

If **YES**, please give examples.

Local Gang	National Gang

14. During 2009, were there gang-related incidents within, or on the grounds of the schools in your jurisdiction?

☐ Yes ☐ No ☐ Don't Know

If **YES**, approximately how many incidents occurred? _____

15. Where is gang activity occurring in your jurisdiction? (Please rank 1, 2, 3... in order of frequency of occurrence)

_____ Residences	_____ Parking Lots
_____ Businesses	_____ Government Buildings
_____ Schools	_____ Highways
_____ Parks/playgrounds	_____ Other: (explain) _____
_____ Motor Vehicles	

16. How often did street gang members use firearms in a commission of crime in your jurisdiction during 2009?

Often	Sometimes	Rarely	Not Used	Don't Know
<input type="checkbox"/>	<input type="checkbox"/>	<input type="checkbox"/>	<input type="checkbox"/>	<input type="checkbox"/>

17. During 2009, did your agency participate in a formal multi-agency task force or collaborative effort that focused on gang problems as a major concern?

☐ Yes ☐ No ☐ Don't Know

If you answered **YES** to **17**, which of the entities listed below were included?
(Please check all that apply)

- a. ☐ Other police or sheriff's department
- b. ☐ Other criminal justice agency (federal or state law enforcement, court, prosecution, public defense, probation, parole, corrections, juvenile justice, etc.)
- c. ☐ Other government entity (federal or state social service agency, federal or state legislature, city or county government, etc.)
- d. ☐ Religious institution (church, synagogue, mosque, etc.)
- e. ☐ Community-based/citizen group
- f. ☐ Private corporation
- g. ☐ Other (please identify) _____

18. What gang trends have you seen in your community?

- a. ☐ Graffiti
- b. ☐ Tagging
- c. ☐ Open drug sales
- d. ☐ Gang members in colors
- e. ☐ Others (specify _____)

19. Are gangs in your jurisdiction using technology to facilitate criminal activity (e.g. Internet, websites, e-mail, cell phones, and computers)?

☐ Yes ☐ No ☐ Don't Know

If yes, Please elaborate _____

This completes the survey.

Thank you for your participation.
Please return the completed survey form by
mail, fax, or Email to:

IDAHO CRIMINAL JUSTICE COMMISSION

ATTN: Tim Higgins
1299 N. Orchard, Ste. 110
Boise, ID 83720
Fax: (208) 327-7455
Email: thiggins@idoc.idaho.gov

Appendix E:
2010 Idaho Gang Survey (Adult and Juvenile Correctional Facilities)

IDAHO CRIMINAL JUSTICE COMMISSION

2010 IDAHO GANG SURVEY

Your agency has been selected to furnish information for the 2009 Idaho Gang Survey. Your answers will statistically represent your community. Therefore your response is very important.

Four Ways to Respond:

Mail

Mail the completed survey to:

Tim Higgins
1299 N. Orchard, Ste. 110
Boise, ID 83720

Fax

(208) 327-7455

Telephone

If you prefer to respond by
telephone you may do so by

contacting:


Tim Higgins at (208) 658-2126
Please reference the 2010 Idaho Gang
Survey.

Email

thiggins@idoc.idaho.gov

Survey Instructions

- Please report data for the calendar year 2009 (January 1 through December 31).
- For the purposes of this survey, the term “**gang**” is defined as: a group or association of three or more persons who may have a common identifying sign, symbol or name, and who individually or collectively engage in, or have engaged in, criminal activity, which create an atmosphere of fear and intimidation, criminal activity includes juvenile acts that if committed by an adult would be a crime.
- For the Purposes of this survey, the term “**set**” is defined as: a sub-group of a particular gang. i.e. South Side 13 is a “**set**” of Sureño.
- “**Gang related**” refers to any act where a known gang member was involved.



Agency Information

(Please print clearly)

Law Enforcement Agency Name

Name of Jurisdiction(s) Served (city, town, or county)

Mailing Address

City

County

ZIP Code

First Name

MI

Last Name

Title/Rank

Unit or Section

Length of Time at Current Position:

Years

Months

Telephone

Fax

E-mail

2009 Idaho Gang Survey Questions

1. During 2009, were any gangs (as defined in the Survey Instructions) active in your facility?
(Please put an X in corresponding box)

<input type="checkbox"/>	Yes
<input type="checkbox"/>	No
<input type="checkbox"/>	Don't Know

2. Which of the following best describes your correctional facility?

<input type="checkbox"/>	County Jail	<input type="checkbox"/>	Minimum Custody
<input type="checkbox"/>	Juvenile Detention Facility	<input type="checkbox"/>	Medium Custody
<input type="checkbox"/>	Work Camp	<input type="checkbox"/>	Maximum Custody
<input type="checkbox"/>	Other: (please describe)		
<input type="checkbox"/>			

3. Does your facility primarily house? (please select all that apply)

<input type="checkbox"/>	Male
<input type="checkbox"/>	Female
<input type="checkbox"/>	Both

4. Does your department or agency have a system in place for tracking gang-related (member-based) and/or gang-motivated (motive-based) crimes? (Please put an X in corresponding box)

<input type="checkbox"/>	Yes	<input type="checkbox"/>	No	<input type="checkbox"/>	Don't Know
--------------------------	-----	--------------------------	----	--------------------------	------------

d. If **YES**, is the system computerized?

<input type="checkbox"/>	Yes	<input type="checkbox"/>	No	<input type="checkbox"/>	Don't Know
--------------------------	-----	--------------------------	----	--------------------------	------------

e. Is it mandatory that officers contribute to the system?

<input type="checkbox"/>	Yes	<input type="checkbox"/>	No	<input type="checkbox"/>	Don't Know
--------------------------	-----	--------------------------	----	--------------------------	------------

f. What percentage of officers do you estimate contribute to the system?

_____ %

5. How many gangs were active in your facility during 2009?

Number of gangs _____ Do not know ☐

6. Which gangs/sets are present in your facility? Check the appropriate gang and enter in the set name if known. If you have a particular gang in your area not mentioned, please put the name of the gang and set, in the "set name" area.

For each gang named, please answer the following:									
Set Name	How many members are in the gang?	Who are the members affiliated with? (Please insert the gang name)	What is the (%) of male to female members?		Approximately what percentage (%) of this gang's members fall into the following age categories:				
		Aryan, Sureño, Norteño, Crip, Blood, Folk Nation, People Nation, Motorcycle Gang, Other	% Male	% Female	<15	15-17	18-24	>24	?

2010 Idaho Gang Survey for 2009 activity

For each gang named, please answer the following:									
Set Name	How many members are in the gang?	Who are the members affiliated with? (Please insert the gang name)	What is the (%) of male & female members?		Approximately what percentage (%) of this gang's members fall into the following age categories:				
		Aryan, Sureño, Norteño, Crip, Blood, Folk Nation, People Nation, Motorcycle Gang, Other	% Male	% Female	<15	15-17	18-24	>24	?

Additional sheets are available if needed. Please be sure that the number of gangs named above corresponds to the answer to Question 5 regarding the number of gangs.

7. Which gang is the most serious problem in your facility? _____
8. Which gang is most actively recruiting new members? _____
9. Which gang commits the most violent activity? _____
10. What portion of the following offenses were "gang related" in your facility during 2009? (place an X in all areas that apply)

	None (0%)	Few (1-25%)	Some (26-74%)	Most/All (75-100%)
Murder				
Attempted Murder				
Simple Assault				
Aggravated Battery				
Simple Battery				
Sexual Battery				
Other Sex Offenses				
Theft				
Intimidation/Extortion				
Drug Sales				
Arson				
Graffiti				
Other: _____				
Other: _____				

11. What percentage of the gangs reported in your facility use drug trafficking as their primary source of profit? _____%

12. Are the gang problems in your facility: (Please put an X in corresponding box)

<input type="checkbox"/>	Getting worse
<input type="checkbox"/>	Getting better
<input type="checkbox"/>	Staying about the same

13. In the past two years have your local gang “sets” become affiliated with national “sets” OR drug cartels?

i.e., Southside 13 – (local gang) become Colonia Mexican Mafia – (national gang)

(Please put an X in corresponding box)

<input type="checkbox"/>	Yes	<input type="checkbox"/>	No	<input type="checkbox"/>	Don't Know
--------------------------	-----	--------------------------	----	--------------------------	------------

If **YES**, please give examples.

Local Gang	National Gang

14. Where are criminal gang activities occurring within your facility?

(Please rank 1,2,3...in order of frequency of occurrence)

<input type="checkbox"/>	Cells
<input type="checkbox"/>	Dining Hall
<input type="checkbox"/>	Recreation Yard
<input type="checkbox"/>	Showers
<input type="checkbox"/>	Other: (please specify):

15. How often did street gang members use weapons in assault crimes in your facility?

(Please put an X in corresponding box)

Often	Sometimes	Rarely	Not Used	Don't Know
<input type="checkbox"/>	<input type="checkbox"/>	<input type="checkbox"/>	<input type="checkbox"/>	<input type="checkbox"/>

16. What types of weapons were involved in crimes? (please check all that apply)

<input type="checkbox"/>	Knives/Blades/Shanks
<input type="checkbox"/>	Razors
<input type="checkbox"/>	Blunt instruments
<input type="checkbox"/>	Other (please identify):

17. Are gangs in your jurisdiction using technology to facilitate criminal activity (e.g. Internet, websites, e-mail, cell phones, and computers)?

(Please put an X in corresponding box)

<input type="checkbox"/>	Yes	<input type="checkbox"/>	No	<input type="checkbox"/>	Don't Know
--------------------------	-----	--------------------------	----	--------------------------	------------

If yes, Please elaborate:

18. What is your facility's most significant problem with gangs and gang activity within your facility?

19. During 2009, did your agency participate in a formal multi-agency task force or collaborative effort that focused on gang problems as a major concern?

(Please put an X in corresponding box)

<input type="checkbox"/>	Yes	<input type="checkbox"/>	No	<input type="checkbox"/>	Don't Know
--------------------------	-----	--------------------------	----	--------------------------	------------

If you answered **YES** to **19**, which of the entities listed below were included?
(Please check all that apply)

<input type="checkbox"/>	Other police or sheriff's department
<input type="checkbox"/>	Other criminal justice agency (federal or state law enforcement, court, prosecution, public defense, probation, parole, corrections, juvenile justice, etc.)
<input type="checkbox"/>	Other government entity (federal or state social service agency, federal or state legislature, city or county government, etc.)
<input type="checkbox"/>	Religious institution (church, synagogue, mosque, etc.)
<input type="checkbox"/>	Community-based/citizen group
<input type="checkbox"/>	Private corporation
<input type="checkbox"/>	Other (please identify)

20. What emerging gang trends have you seen in your facility?

(Please put an X in corresponding box)

<input type="checkbox"/>	Graffiti
<input type="checkbox"/>	Tagging
<input type="checkbox"/>	Open drug sales
<input type="checkbox"/>	Gang members in colors
<input type="checkbox"/>	Others (please specify)

21. What gang interdiction, intervention or suppression strategies have been the most effective in your facility?

This completes the survey.

Thank you for your participation.
Please return the completed survey form by
mail, fax, or Email to:

IDAHO CRIMINAL JUSTICE COMMISSION

ATTN: Tim Higgins
1299 N. Orchard, Ste. 110
Boise, ID 83720
Fax: (208) 327-7455
Email: thiggins@idoc.idaho.gov