

Idaho Department of Juvenile Corrections

Monty Prow, Director

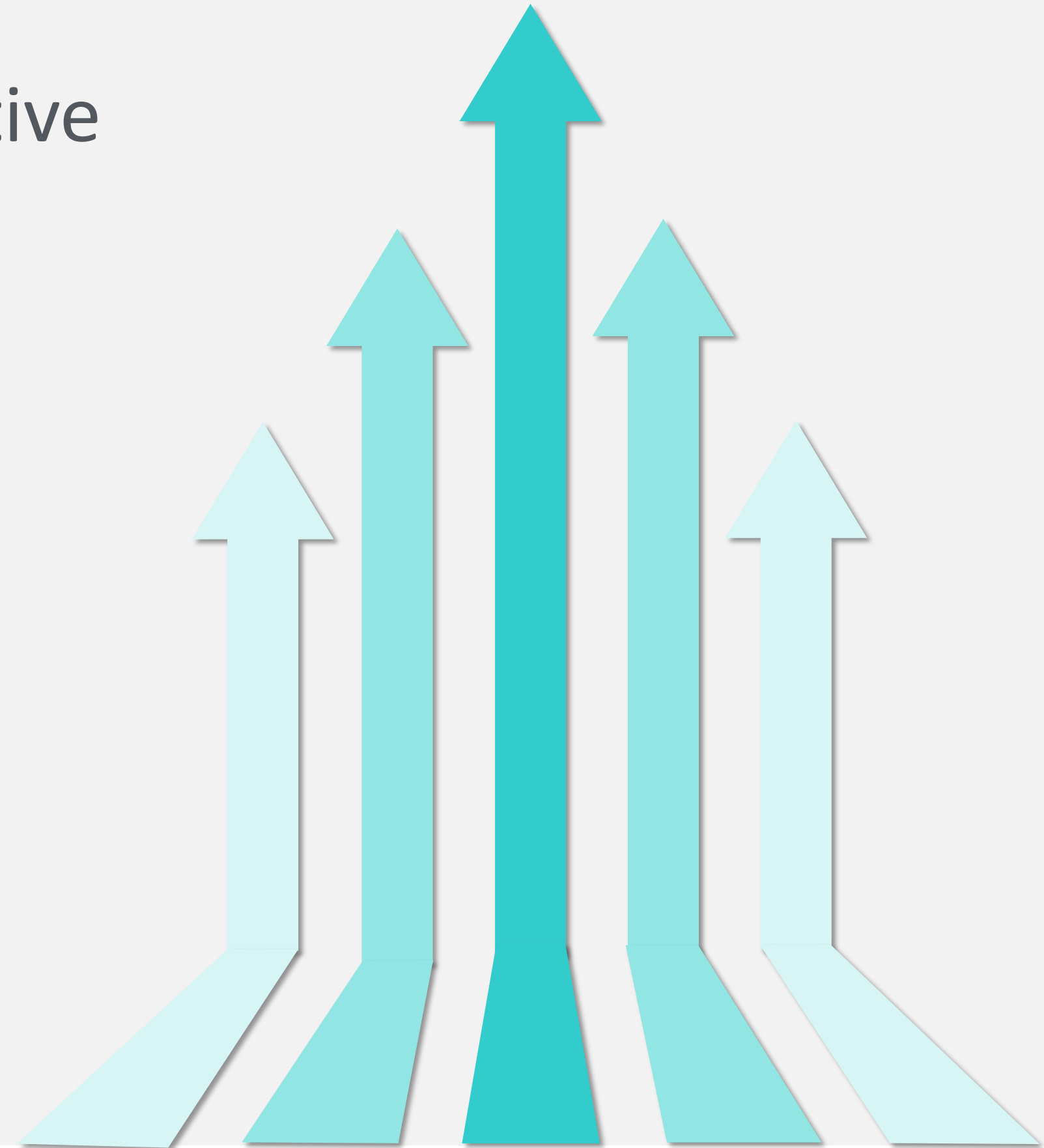
Mission

To develop productive citizens in active partnership with communities

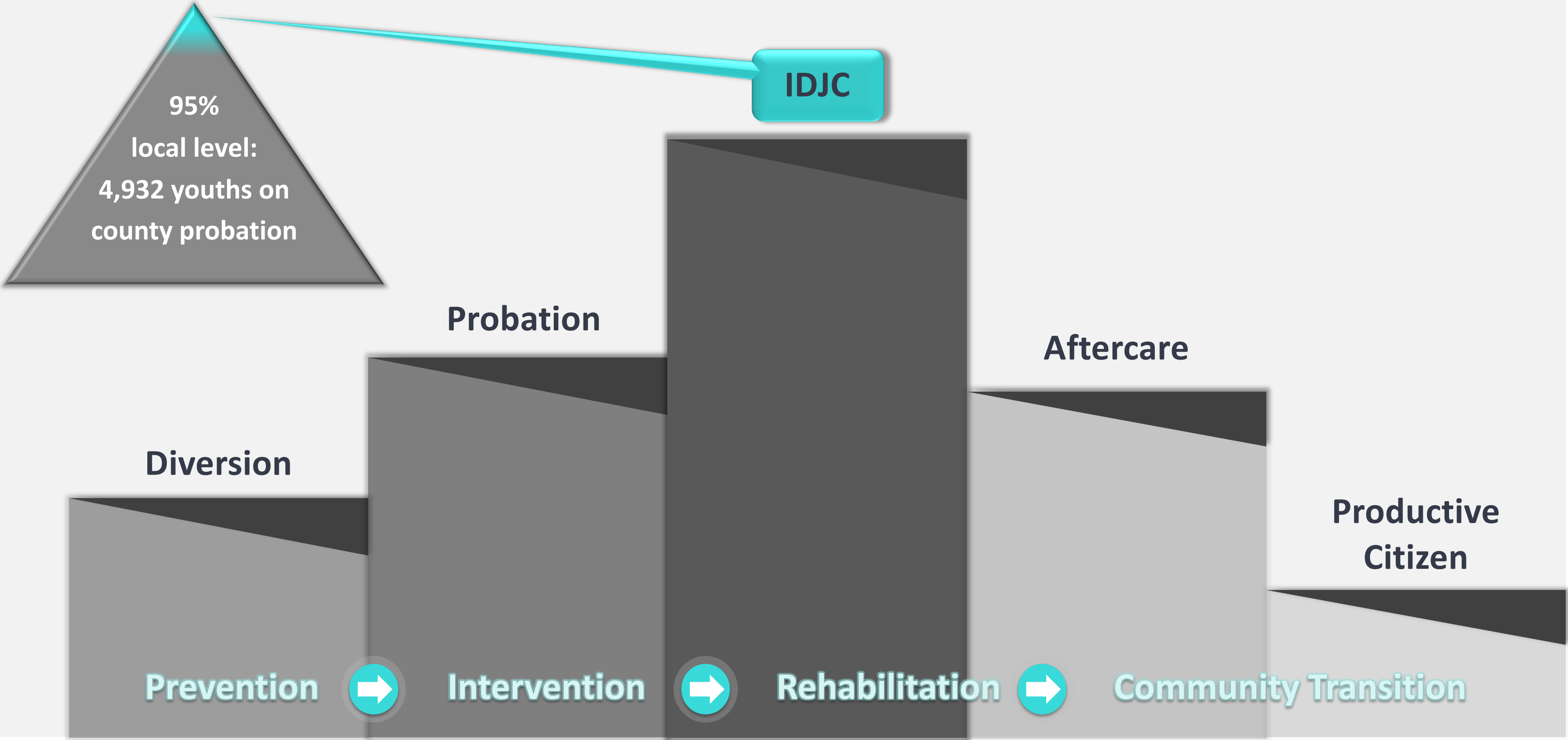
Approach

Balanced & Restorative Justice

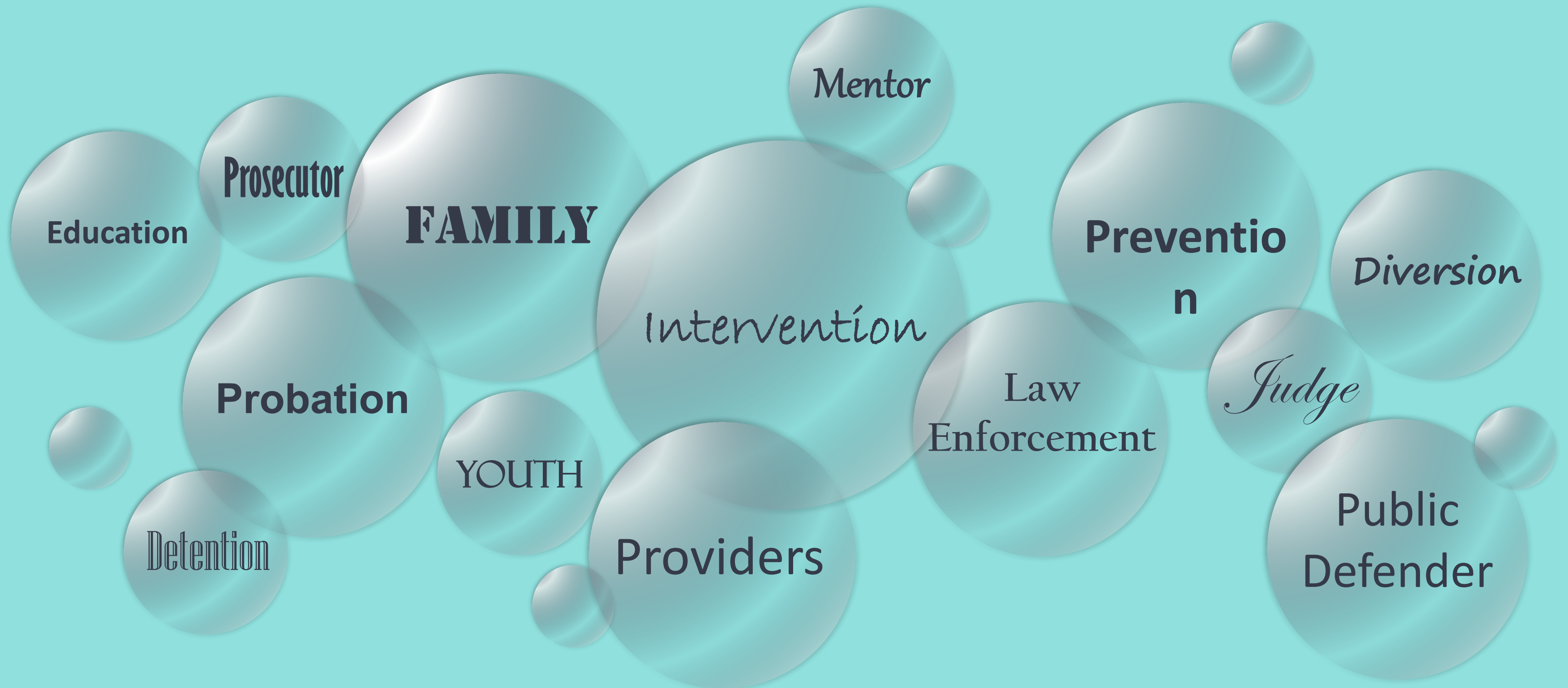
- ➡ Community Safety
- ➡ Accountability
- ➡ Competency Development



Idaho Juvenile Justice Continuum

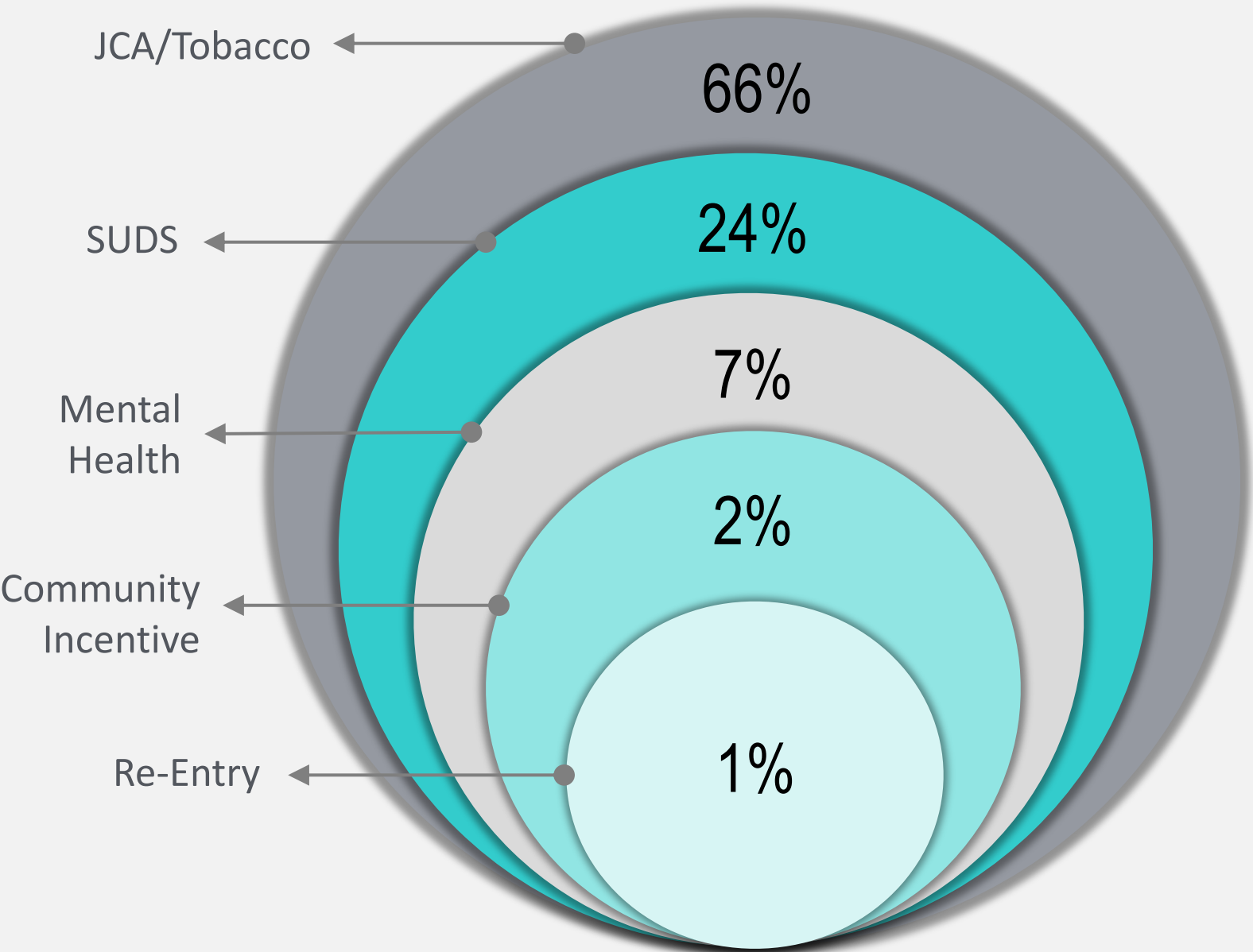


Idaho Juvenile Justice Collaboration



Community Pass-Through

24% of the Department's budget



These funds are distributed to counties and local communities to support effective programming and reintegration initiatives, which results in fewer commitments.

Critical elements to these incentive programs include:

- Collaboration with courts, county, state, families, & service providers
- Evidence-based approaches, matching appropriate services to needs

JCA/Tobacco	Funds: Juvenile justice programs and services in the county	Youth served: 4,932
SUDS	Funds: Substance Use Disorder treatment and services in the county	Youth served: 722 Success Rate: 96%
Mental Health Program	Funds: Wraparound services, therapeutic mentoring, polygraphs, etc.	Youth served: 185 Success Rate: 94%
Community Incentive Program	Funds: Transportation to treatment, counseling, family preservation, etc.	Youth served: 181 Success Rate: 94%
Re-Entry Program	Funds: Counseling, medication management, rent assistance, etc.	Youth served: 93 Success Rate: 90%

IF A YOUTH IS
COMMITTED, RESEARCH
SAYS THE FOLLOWING
STRATEGIES PROVIDE THE
BEST CHANCE FOR
SUCCESS.



Cognitive Behavioral
Therapy & Counseling

Skill Building

Education

Family Engagement

“Supporting Youth in Transition to Adulthood: Lessons Learned from
Child Welfare and Juvenile Justice”

-Center for Juvenile Justice Reform

Responses to Complex Youth

Complexity



65% substance use disorder
53% elevated trauma scores
49% mental health diagnosis
31% co-occurring diagnosis

Response



Individualized treatment
Staff trained in “Think Trauma”
Ongoing staff training in suicide prevention
Collaboration in “Youth Empowerment Services”

Recidivism Rate



New misdemeanor or
felony offense 12 months
post-release

Recommitment Rate



Placed back into IDJC
custody post-release

Positive Youth Outcomes

75% of eligible youth
receive a taxable
wage post-release

80% of eligible youth
received a High
School Diploma or a
GED



Education Scores
- 90% increase in math
- 86% increase in reading

70,271 community
service & service
learning hours
earned

Looking Forward



Education/skill building to
continue and enhance
employability



Family engagement

New Initiative

Gender	M	N	970
RNP	Somh		182
Facility Success Rates			
Location	Success Rate	N	Est. Success Rate Range
Contract	92.7%	82	86% 99%
JCC-N	92.3%	13	74% 100%
JCC-L	100.0%	1	56% 100%
JCC-S	78.8%	85	70% 88%
Select Location			
Level 3 Contract			
Group Success Rates			
Group	Success Rate	N	Est. Success Rate Range
J Bar J		0	
Northwest Children's		0	
Patriot Center	75.0%	4	41% 100%
Sequel	93.9%	66	87% 100%
YHA	100.0%	6	75% 100%

High reliability of estimated success rate range. N>29				
Moderate reliability of estimated success rate range. N:11-29				
Low reliability of estimated success rate range. N<11				
Optimal Dosage (Months)				
LOS range	Success Rate	N	Margin of Error	Est. Success Rate Range
<8	100%	5	28%	72% 100%
8.01 - 10	100%	12	17%	83% 100%
10.01 - 12	93%	28	12%	81% 100%
12.01 - 14	81%	32	14%	67% 95%
14.01 - 16	86%	21	16%	70% 100%
16.01 - 18	86%	43	11%	75% 97%
18.01 - 20	89%	9	23%	66% 100%
20.01 - 22	83%	12	34%	49% 100%
22.01<	75%	20	14%	61% 89%
Reintegration Program Success Rates				
Program	Success Rate	N	Margin of Error	Est. Success Rate Range
PBS	75.0%	4	34.2%	41% 100%
Mana	100.0%	15	14.1%	86% 100%
Empowerment	72.2%	18	19.9%	52% 92%
CCI	100.0%	3	34.1%	66% 100%

eniles in this profile comprise 19% of IDJC’s male commitments. All of these juveniles have been identified as having sexual offending behavior. Mental health is frequently identified as a priority problem area. Frequently these juveniles have no substance use history with an average score of 1.3 out of 5 on the ICLA. However, one out of three juveniles in this profile has a history of substance use or dependence. None of these juveniles have been identified by child protection as a victim of abuse or neglect. These juveniles are rarely elevated on the Jesness social adjustment or asocial index subscales, and frequently not elevated on any of the other subscales. The average score on the Jesness for the ICLA is 1.6 out of 9. Additionally, juveniles in this file score lower in the family circumstances and parenting, history of family criminality, and the peer relations domains compared to all other profiles, indicating a strength.

Census

